



## RESEARCH LETTER

10.1002/2013GL058416

## Key Points:

- First observation of a volcanic plume of OCIO from space
- Observations of BrO and HCl support the volcanic origin of the OCIO detected
- Heterogeneous chemistry on volcanic aerosols is the cause of halogen activation

## Supporting Information:

- Readme
- Table S1
- Figure S1
- Figure S2

## Correspondence to:

N. Theys,  
theys@aeronomie.be

## Citation:

Theys, N., I. De Smedt, M. Van Roozendaal, L. Froidevaux, L. Clarisse, and F. Hendrick (2014), First satellite detection of volcanic OCIO after the eruption of Puyehue-Cordón Caulle, *Geophys. Res. Lett.*, 41, 667–672, doi:10.1002/2013GL058416.

Received 22 OCT 2013

Accepted 20 DEC 2013

Accepted article online 27 DEC 2013

Published online 23 JAN 2014

## First satellite detection of volcanic OCIO after the eruption of Puyehue-Cordón Caulle

Nicolas Theys<sup>1</sup>, Isabelle De Smedt<sup>1</sup>, Michel Van Roozendaal<sup>1</sup>, Lucien Froidevaux<sup>2</sup>, Lieven Clarisse<sup>3</sup>, and François Hendrick<sup>1</sup>

<sup>1</sup>Belgian Institute for Space Aeronomy, Brussels, Belgium, <sup>2</sup>Jet Propulsion Laboratory, California Institute of Technology, Pasadena, California, USA, <sup>3</sup>Spectroscopie de l'Atmosphère, Service de Chimie Quantique et Photophysique, Université Libre de Bruxelles, Brussels, Belgium

**Abstract** Volcanoes release large amounts of halogen species such as HCl and HBr, which can be converted into reactive halogens by heterogeneous photochemical reactions that are currently not fully characterized. Here we report on the first satellite detection of volcanic chlorine dioxide (OCIO). Measurements were performed using the Scanning Imaging Absorption Spectrometer for Atmospheric Chartography instrument for the ash-laden plume emitted after the 2011 eruption of Puyehue-Cordón Caulle in Chile. We also identified volcanic BrO using the Ozone Monitoring Instrument, as well as enhanced HCl in data of the Microwave Limb Sounder instrument. These observations suggest that OCIO was formed in the plume by the ClO + BrO reaction in presence of a large excess of ClO. The present satellite data set could help better understand reactive halogen chemistry in volcanic plumes and its impact on atmospheric composition.

### 1. Introduction

Volcanic degassing produces large amounts of H<sub>2</sub>O, CO<sub>2</sub>, SO<sub>2</sub>, H<sub>2</sub>S, and halogens (HCl, HBr, HF). The study of these volatiles provides key information on magmatic processes and eruptive styles [Symonds *et al.*, 1994]. Halogen species are believed to play an important role in magmatic systems [Aiuppa *et al.*, 2009] and once emitted, they are known to affect the atmospheric chemistry [von Glasow *et al.*, 2009]. A key chemical process is arguably the conversion of HBr and HCl into reactive species via a series of fast heterogeneous catalytic reactions on the surface of volcanic aerosols [Oppenheimer *et al.*, 2006; Bobrowski *et al.*, 2007]. While this mechanism can strongly affect ozone budgets locally, its relevance on the global scale is not known because total volcanic halogen source strengths are only poorly constrained [Halmer *et al.*, 2002; Aiuppa *et al.*, 2009; Pyle and Mather, 2009].

Atmospheric measurements of reactive halogen species in volcanic plumes (see references, e.g., in Saiz-Lopez and von Glasow [2012]) have focused a lot on the detection of BrO, from ground-based [Bobrowski *et al.*, 2003, 2007; Oppenheimer *et al.*, 2006], aircraft [Heue *et al.*, 2011], and satellite platforms [Theys *et al.*, 2009; Hörmann *et al.*, 2013]. Conversely, there has been only a handful of papers dealing with measurements of volcanic chlorine oxides as ClO and OCIO (a species formed by the reaction of BrO and ClO) or molecular chlorine and these were all obtained using ground-based instruments [Lee *et al.*, 2005; Bobrowski *et al.*, 2007; Zelenski and Taran, 2012]. From space, HCl has been identified in volcanic plumes from several explosive eruptions [Prata *et al.*, 2007; Read *et al.*, 2009] but there has not been a single detection of reactive chlorine of volcanic origin that could help better understand plume composition and chemistry.

Ultraviolet satellite nadir observations of OCIO have been used extensively to study stratospheric chlorine activation in polar winters [e.g., Kühl *et al.*, 2004; Oetjen *et al.*, 2011]. Here we report the first satellite detection of OCIO in a volcanic plume, complemented by simultaneous measurements of BrO and HCl. The observations were performed after the explosive eruption of the Puyehue-Cordón Caulle (PCC) volcano in Chile (40.59°S, 72.12°W; 2236 m above sea level) which started on 4 June 2011 around 19:15 UTC. The volcano emitted about 200 kT of SO<sub>2</sub> [Theys *et al.*, 2013] and copious amount of ash [Clarisse *et al.*, 2013] in the atmosphere. The plume was injected at tropopause levels (12–14 km) and then transported by strong westerly winds. It circled around the globe for several days close to the terminator, providing favorable conditions to measure OCIO (the formation of OCIO is mitigated at high sun due to rapid photolysis).

## 2. Data

This work is based on satellite observations from the polar sun-synchronous EOS Aura/Microwave Limb Sounder (MLS), Envisat/Scanning Imaging Absorption Spectrometer for Atmospheric Chartography (SCIAMACHY), and EOS Aura/Ozone Monitoring Instrument (OMI).

We used version 3.3 Level 2 MLS HCl retrievals [Froidevaux *et al.*, 2008] at 146.7 mb (~14 km) and for latitudes southward of 20°S. The HCl data were extracted using a fixed threshold of 1.35 ppbv, which corresponds to values above the background plus noise at the  $3\sigma$  level. The estimated accuracy of HCl mixing ratios from MLS is about 0.3 ppbv.

OCIO and BrO slant columns were retrieved using differential optical absorption spectroscopy (DOAS) [Platt and Stutz, 2008] from SCIAMACHY and OMI nadir spectra, respectively. The retrieval of OCIO was performed in the wavelength interval from 365 to 389 nm, using similar settings as described by Oetjen *et al.* [2011]. In addition to the cross-section of OCIO, the DOAS fit includes spectral signatures for NO<sub>2</sub>, SO<sub>2</sub>, O<sub>4</sub>, the Ring effect and corrections for the undersampling and polarization sensitivity of the instrument. As the PCC volcano is located in the region of the South Atlantic Anomaly (SAA), we have also applied a procedure to remove spikes in the spectra [Richter *et al.*, 2011]. The analysis of BrO was made in the fitting window 328.5–359 nm [De Smedt *et al.*, 2012; Theys *et al.*, 2011] and includes spectra for BrO, H<sub>2</sub>CO, O<sub>3</sub>, NO<sub>2</sub>, OCIO; the Ring effect; and a spike correction as well. The OMI BrO retrieval also includes reference radiance spectrum selection and accurate wavelength calibration separately for each of the 60 detector rows of OMI.

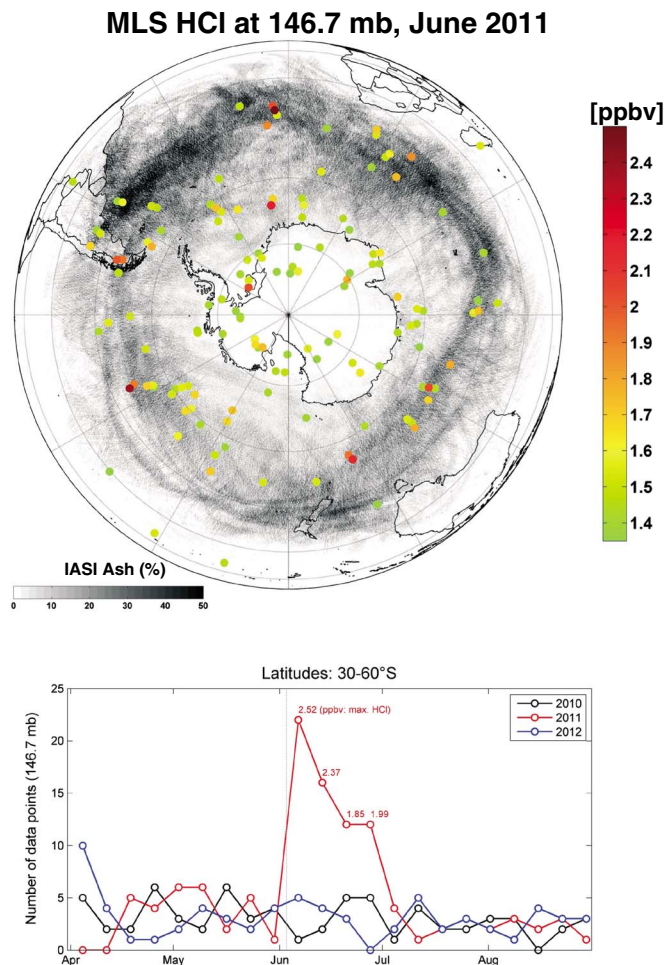
To convert the retrieved slant columns of OCIO and BrO into vertical columns, we have used geometrical air mass factors adequate for a stratospheric absorber. To isolate the signal from nonvolcanic background, we applied two different kinds of offset corrections to the measurements. For OCIO, the slant columns are normalized to the daily values as a function of solar zenith angle (SZA). The offset correction for BrO removes the total atmospheric (troposphere and stratosphere) BrO background. It applies to the vertical columns and depends on latitude and cross-track position (to reduce stripes in the retrievals). The OMI data affected by the so-called row anomaly issue and exhibiting high fitting residuals are filtered out.

From the data scatter, we evaluate the lower detection limit for the retrieved vertical columns of OCIO and BrO to be about  $2 \times 10^{13}$  molecules/cm<sup>2</sup> for individual pixels. We estimate the typical accuracy of the OCIO and BrO columns to be around 35% and 25%, respectively.

To help identify and characterize the volcanic plume, we have also used SO<sub>2</sub> column and aerosol/ash index products from satellite nadir instruments, available at <http://sacs.aeronomie.be> [Brenot *et al.*, 2013].

## 3. Results and Discussion

Figure 1 (top) shows MLS HCl mixing ratios at 146.7 mb for June 2011. Several data points are located at high latitudes and are probably due to the presence of the Antarctic polar vortex, but elevated HCl values (up to 2.5 ppbv) are also detected at midlatitudes and are distributed as a ring-like structure collocated with the volcanic ash cloud from PCC detected by Infrared Atmospheric Sounding Interferometer (IASI) [Clarisse *et al.*, 2013]. This suggests a volcanic origin. Our hypothesis is further strengthened by the statistics of HCl values above the background (as defined above) at mid-latitudes in austral winter for 2010–2012 (Figure 1, bottom), which show a sharp increase in the number of HCl detections only in June 2011. Note that the first sounding of the volcanic plume by MLS was on 7 June 2011, i.e., about 60 h after the emission peak of the PCC eruption [Theys *et al.*, 2013]. Hence, the MLS HCl values are not representative of the young plume of PCC. Investigation of MLS data also reveals SO<sub>2</sub> (not shown) from the PCC eruption up to 77 ppbv (with a detection limit of ~15 ppbv). By considering the data for which both HCl and SO<sub>2</sub> mixing ratios are above their respective limits of detection, we estimate a range of values for the ratio HCl:SO<sub>2</sub> of 0.03 to 0.11 which is similar to that found for the eruptions of Soufrière Hills [Prata *et al.*, 2007] and Hekla [Rose *et al.*, 2006]. It should be stressed that the MLS HCl mixing ratios underestimate the volcanic cloud concentrations, because the plume vertical extent is smaller by about a factor of 3 than the vertical resolution of the MLS HCl product [Froidevaux *et al.*, 2008]. Taking this feature into account, we can estimate the concentration of HCl in the young portion of the volcanic plume (not sampled by MLS) by applying a factor for the atmospheric dispersion that is the ratio of the



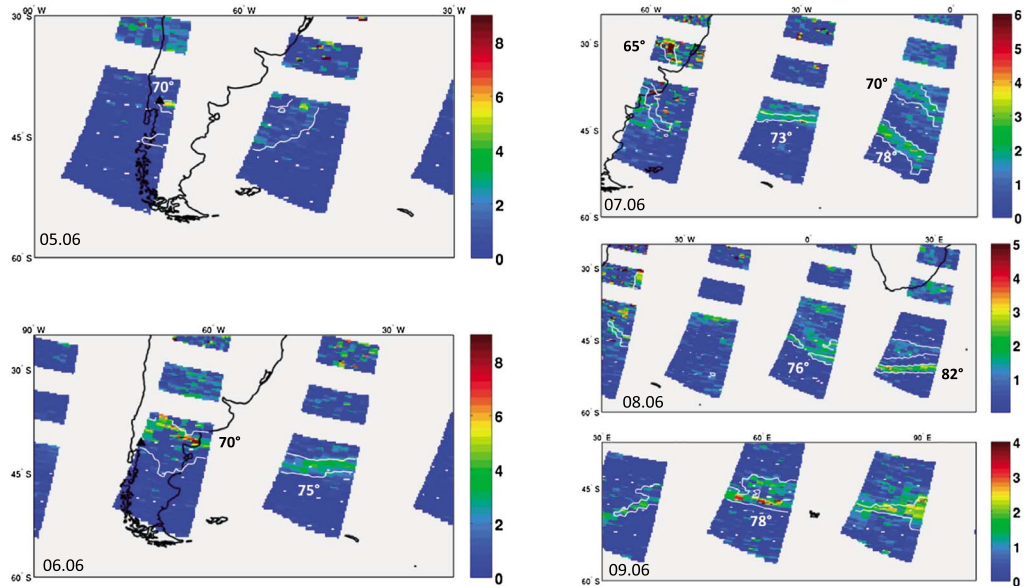
**Figure 1.** (top) Southern Hemisphere MLS measurements of HCl (ppbv) at 146.7 mb overlay on volcanic ash detection by IASI in percentages per grid cell, for June 2011. (bottom) Weekly number of MLS HCl values above the background (see text) at 146.7 mb for the austral winters of 2010, 2011, and 2012 (latitudes: 30–60°S). The dashed line indicates the start of the PCC eruption on 4 June 2011. The numbers (in red) are the maximum HCl values (ppbv) measured in June 2011.

maximum SO<sub>2</sub> columns measured by IASI on 5 June (the closest overpass after the start of the eruption) to the columns measured on 7 June 2011. The range of deduced values for HCl in the young plume is about 30–50 ppbv, which is similar to in-situ measurements of HCl by *Rose et al.* [2006] for the 2000 Hekla plume (comparable in terms of total SO<sub>2</sub> released to PCC).

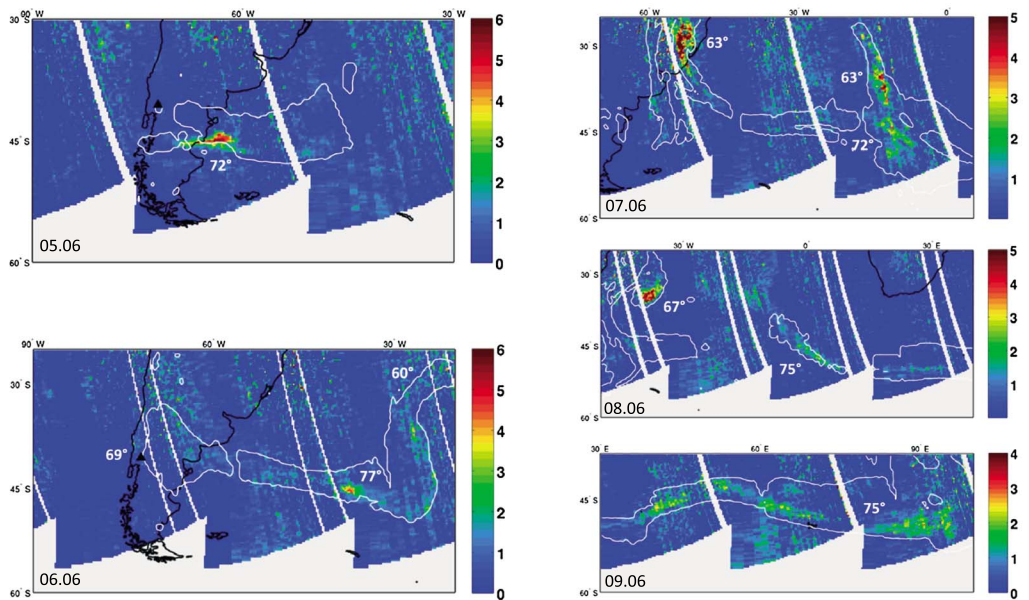
Retrieval results of OCIO and BrO are presented in Figure 2 for the period 5–9 June, corresponding to near-twilight conditions (60–85° SZA range). For five consecutive days, a plume of elevated OCIO and BrO was detected after the eruption of PCC with column values well above or close to the detection limits. An excellent correlation was found between the spatial extent of the plume and the corresponding ash plume (white lines) measured by SCIAMACHY and Atmospheric Infrared Sounder (AIRS)—which is used here because the sensor has a better sensitivity to ash and similar overpass time than OMI. Note that the enhanced OCIO columns outside the volcanic plume contours are artifacts due to the SAA.

To demonstrate the unambiguous detection of volcanic OCIO, an exemplary fitting result for an averaged spectrum of the five SCIAMACHY measurements with the highest OCIO slant columns is given in Figure 3, showing clear OCIO absorption signatures for the PCC eruption plume. In order to consolidate the observations presented here, we have conducted a series of tests to retrieve OCIO from spectra acquired by OMI and GOME-2 (onboard MetOp-A) and we also inspected the SCIAMACHY and GOME-2 BrO column data [*Theys et al.*, 2011]. In general, the data quality was found to be lower than in Figure 2; notably, the

SCIAMACHY OCIO VC [ $10^{13}$  molec/cm $^2$ ]

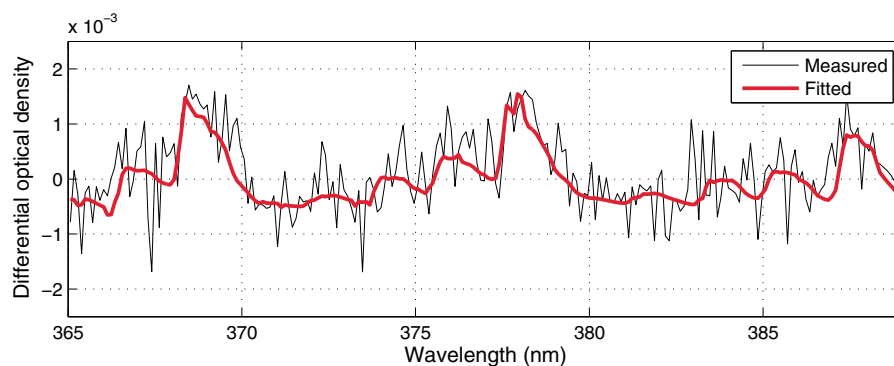


OMI BrO VC [ $10^{13}$  molec/cm $^2$ ]



**Figure 2.** Vertical column measurements of (top) OCIO by SCIAMACHY and (bottom) BrO by OMI after the eruption of the PCC volcano (marked by a black triangle) during the period of 5–9 June 2011. Note that the color scales have been chosen in a way that the OCIO and BrO plumes can be best visualized. The volcanic plume is identified with the white line contour based on the aerosol index products from SCIAMACHY and AIRS (onboard EOS Aura), respectively. The numbers inset are indicative of the solar zenith angle in degree for a selection of satellite hotspots.

scatter of data is larger. It is believed to reflect differences in instrumental performances (e.g., in terms of signal-to-noise ratio and spectral resolution), fitting windows used, and overpass times-SZA. Nevertheless, signals of volcanic OCIO and BrO from PCC could be identified in all these data sets (see Figures S1 and S2 in the supporting information).



**Figure 3.** Example of a fit of OCIO for a spectrum obtained by averaging five SCIAMACHY measurements of the PCC plume with the highest OCIO slant columns (6 June 2011).

Generally speaking, BrO was only measured for scenes with modest SZA (60–75°) while OCIO could be detected for SZA up to 82° (Figure 2). This behavior is consistent with the expected photochemical tie between BrO and OCIO:



Interestingly, the OCIO and BrO vertical columns in Figure 2 vary in similar ranges with maximum values of 10 and  $7 \times 10^{13}$  molecules/cm<sup>2</sup>, respectively, which correspond to mixing ratios of  $\sim 170$  and 120 parts per trillion by volume for a 1 km thick plume. Our understanding of this feature is that the OCIO and BrO abundances reflect a photostationary state ( $[\text{OCIO}] = k_1[\text{BrO}][\text{ClO}]/J_{\text{OCIO}}$ ) and that the ClO mixing ratio in the PCC plume should have been typically in excess, i.e., about 1 ppbv or larger ( $\approx J_{\text{OCIO}}/k_1$ ).

From Figure 2, one can also see differences in the measured patterns of OCIO and BrO. They are due—to some extent—to differences between SCIAMACHY and OMI instruments in terms of spatial coverage and overpass time. However, the heterogeneous photochemical processes releasing halogen oxides, and leading to the steady state between BrO and OCIO, rely on many parameters that are very variable and depend on the age of the volcanic plume and its composition [Bobrowski *et al.*, 2007]. Therefore, it is likely that differences between OCIO and BrO in Figure 2 (see also the supporting information) reflect local changes in the concentration of halogens in the aerosol and gas phases, the particle surface areas available for the recycling of halogen oxides, and the solar radiation extinction by volcanic aerosols (e.g., affecting  $J_{\text{OCIO}}$ ).

A striking feature in Figure 2 is the low abundances of BrO and OCIO in the early plume of the PCC eruption, which conversely was the most rich in SO<sub>2</sub> [e.g., *Theys et al.*, 2013]. This is most apparent on 5 June 2011 on the eastern part of the volcanic plume. One explanation is that the scavenging of halogen halides (HCl and HBr) by water, ice, or ash [Textor *et al.*, 2003] was very efficient in the early stage of the eruption so that the production of BrO and OCIO was limited. Another possibility that cannot be ruled out is a time shift in the initial volcanic emissions of halogens compared to SO<sub>2</sub>, resulting, e.g., from differences in magmatic solubility [see, e.g., *Aiuppa et al.*, 2009].

#### 4. Conclusions

We have reported the first space-based measurement of a large volcanic OCIO plume, with vertical columns up to  $1 \times 10^{14}$  molecules/cm<sup>2</sup> that could be tracked for 5 days after the 2011 eruption of Puyehue-Cordón Caulle. This was complemented by simultaneous observations of BrO and HCl enhancements in the plume. As the main production channel of OCIO is the reaction of ClO with BrO, the latter measurements support the positive detection of volcanic OCIO. These observations suggest that ozone has likely been depleted in the volcanic cloud through the ClO/BrO catalytic cycle [McElroy *et al.*, 1986].

The evidence for volcanic halogens activation for many days points to a very efficient recycling mechanism of halogen oxides on the surface of volcanic aerosols. The satellite observations presented here, combined with

measurements of volcanic aerosol parameters (composition, size distribution, and concentration), offer the opportunity to further study and model reactive halogen chemistry in volcanic plumes and help to better characterize the potential of such volcanic emissions to deplete ozone, especially for large explosive volcanic eruptions [Kutterolf *et al.*, 2013].

The potential for observing volcanic OCIO in the future is important as forthcoming space nadir ultraviolet instruments will have improved spectral performances and improved spatial and temporal resolution.

#### Acknowledgments

This research has been financially supported through the Belgium Prodex A3C and TRACE-SSP projects, the EUMETSAT O3M-SAF CDOP-2 project, and the ESA SACS-2 and SSP projects. Work at the Jet Propulsion Laboratory was performed under contract with the National Aeronautics and Space Administration; contributions from Bill Read are also acknowledged.

The Editor thanks two anonymous reviewers for their assistance in evaluating this paper.

#### References

- Aiuppa, A., D. R. Baker, and J. D. Webster (2009), Halogens in volcanic systems, *Chem. Geol.*, *263*, 1–18, doi:10.1016/j.chemgeo.2008.10.005.
- Bobrowski, N., G. Hönninger, B. Galle, and U. Platt (2003), Detection of bromine monoxide in a volcanic plume, *Nature*, *423*, 273–276.
- Bobrowski, N., R. von Glasow, A. Aiuppa, S. Inguaggiato, I. Louban, O. W. Ibrahim, and U. Platt (2007), Reactive halogen chemistry in volcanic plumes, *J. Geophys. Res.*, *112*, D06311, doi:10.1029/2006JD007206.
- Brenot, H., et al. (2013), Support to Aviation Control Service (SACS): An online service for near real-time satellite monitoring of volcanic plumes, *Nat. Hazards Earth Syst. Sci. Discuss.*, *1*, 5935–6000, doi:10.5194/nhessd-1-5935-2013.
- Clarisse, L., P. F. Coheur, F. Prata, J. Hadji-Lazaro, D. Hurtmans, and C. Clerbaux (2013), A unified approach to infrared aerosol remote sensing and type specification, *Atmos. Chem. Phys.*, *13*, 2195–2221.
- De Smedt, I., M. Van Roozendaal, T. Stavrou, J.-F. Müller, C. Lerot, N. Theys, P. Valks, N. Hao, and R. van der A (2012), Improved retrieval of global tropospheric formaldehyde columns from GOME-2/MetOp-A addressing noise reduction and instrumental degradation issues, *Atmos. Meas. Tech.*, *5*, 2933–2949.
- Froidevaux, L., et al. (2008), Validation of Aura Microwave Limb Sounder HCl measurements, *J. Geophys. Res.*, *113*, D15S25, doi:10.1029/2007JD009025.
- Halmer, M., H.-U. Schminke, and H.-F. Graf (2002), The annual volcanic gas input into the atmosphere, in particular into the stratosphere: A global data set for the past 100 years, *J. Volcanol. Geotherm. Res.*, *115*, 511–528.
- Heue, K., et al. (2011), SO<sub>2</sub> and BrO observation in the plume of the Eyjafjallajökull volcano 2010: CARIBIC and GOME-2 retrievals, *Atmos. Chem. Phys.*, *11*, 2973–2989, doi:10.5194/acp-11-2973-2011.
- Hörmann, C., H. Sihler, N. Bobrowski, S. Beirle, M. Penning de Vries, U. Platt, and T. Wagner (2013), Systematic investigation of bromine monoxide in volcanic plumes from space by using the GOME-2 instrument, *Atmos. Chem. Phys.*, *13*, 4749–4781.
- Kühl, S., et al. (2004), Stratospheric Chlorine Activation in the Arctic winters 1995/96 to 2001/02 derived from GOME OCIO Measurements, *Adv. Space Res.*, *34*, 798–803.
- Kutterolf, S., T. H. Hansteen, K. Appel, A. Freundt, K. Krüger, W. Pérez, and H. Wehrmann (2013), Combined bromine and chlorine release from large explosive volcanic eruptions: A threat to stratospheric ozone?, *Geology*, *41*(6), 707–710, doi:10.1130/G34044.1.
- Lee, C., Y. J. Kim, H. Tanimoto, N. Bobrowski, U. Platt, T. Mori, K. Yamamoto, and C. S. Hong (2005), High ClO and ozone depletion observed in the plume of Sakurajima volcano, Japan, *Geophys. Res. Lett.*, *32*, L21809, doi:10.1029/2005GL023785.
- McElroy, M. B., R. J. Salawitch, S. C. Wofsy, and J. A. Logan (1986), Reduction of Antarctic ozone due to synergistic interactions of chlorine and bromine, *Nature*, *321*, 759–762.
- Oetjen, H., F. Wittrock, A. Richter, M. P. Chipperfield, T. Medeke, N. Sheode, B.-M. Sinnhuber, M. Sinnhuber, and J. P. Burrows (2011), Evaluation of stratospheric chlorine chemistry for the Arctic spring 2005 using modelled and measured OCIO column densities, *Atmos. Chem. Phys.*, *11*, 689–703.
- Oppenheimer, C., et al. (2006), BrO formation in volcanic plumes, *Geochim. Cosmochim. Acta*, *70*, 2935–2941.
- Platt, U., and J. Stutz (2008), *Differential Optical Absorption Spectroscopy: Principles and Applications*, Springer, Heidelberg, Germany.
- Prata, A. J., S. A. Carn, A. Stohl, and J. Kerkmann (2007), Long range transport and fate of a stratospheric volcanic cloud from Soufrière Hills volcano, Montserrat, *Atmos. Chem. Phys.*, *7*, 5093–5103, doi:10.5194/acp-7-5093-2007.
- Pyle, D. M., and T. A. Mather (2009), Halogens in igneous processes and their fluxes to the atmosphere and oceans from volcanic activity: A review, *Chem. Geol.*, *263*, 110–121, doi:10.1016/j.chemgeo.2008.11.013.
- Read, W. G., L. Froidevaux, M. L. Santee, and N. J. Livesey (2009), Observations of volcanic SO<sub>2</sub> and HCl from Aura MLS, AGU, Fall Meeting 2009.
- Richter, A., M. Begoin, A. Hilboll, and J. P. Burrows (2011), An improved NO<sub>2</sub> retrieval for the GOME-2 satellite instrument, *Atmos. Meas. Tech.*, *4*, 1147–1159.
- Rose, W. I., et al. (2006), Atmospheric chemistry of a 33–34 hour old volcanic cloud from Hekla Volcano (Iceland): Insights from direct sampling and the application of chemical box modeling, *J. Geophys. Res.*, *111*, D20206, doi:10.1029/2005JD006872.
- Saiz-Lopez, A., and R. von Glasow (2012), Reactive halogen chemistry in the troposphere, *Chem. Soc. Rev.*, *41*, 6448–6472, doi:10.1039/c2cs35208g.
- Symonds, R. B., W. I. Rose, G. J. S. Bluth, and T. M. Gerlach (1994), Volcanic gas studies: Methods, results and applications, in *Volatiles in Magmas*, vol. 30, Reviews in Mineralogy, edited by M. R. Carroll and J. R. Hollaway, pp. 1–66, Mineralogical Society of America, Washington, D. C.
- Textor, C., H.-F. Graf, M. Herzog, and J. M. Oberhuber (2003), Injection of gases into the stratosphere by explosive volcanic eruptions, *J. Geophys. Res.*, *108*(D19), 4606, doi:10.1029/2002JD002987.
- Theys, N., M. Van Roozendaal, B. Dils, F. Hendrick, N. Hao, and M. De Mazière (2009), First satellite detection of volcanic bromine monoxide emission after the Kasatochi eruption, *Geophys. Res. Lett.*, *36*, L03809, doi:10.1029/2008GL036552.
- Theys, N., et al. (2011), Global observations of tropospheric BrO columns using GOME-2 satellite data, *Atmos. Chem. Phys.*, *11*, 1791–1811.
- Theys, N., et al. (2013), Volcanic SO<sub>2</sub> fluxes derived from satellite data: A survey using OMI, GOME-2, IASI and MODIS, *Atmos. Chem. Phys.*, *13*, 5945–5968.
- von Glasow, R., N. Bobrowski, and C. Kern (2009), The effects of volcanic eruptions on atmospheric chemistry, *J. Volcanol. Chem. Geol.*, *263*, 131–142, doi:10.1016/j.chemgeo.2008.08.020.
- Zelenski, M., and Y. Taran (2012), Volcanic emissions of molecular chlorine, *Geochim. Cosmochim. Acta*, *87*, 210–226, doi:10.1016/j.gca.2012.03.034.