

I N S T I T U T D ' A E R O N O M I E S P A T I A L E D E B E L G I Q U E

3 - Avenue Circulaire

B - 1180 BRUXELLES

AERONOMICA ACTA

A - N° 175 - 1976

First and second order approximations of the first
adiabatic invariant for a charged particle interacting
with a linearly polarized hydromagnetic plane wave

by

R. VANCLOOSTER

B E L G I S C H I N S T I T U U T V O O R R U I M T E - A E R O N O M I E

3 - Ringlaan

B - 1180 BRUSSEL

FOREWORD

The article "First and second order approximations of the first adiabatic invariant for a charged particle interacting with a linearly polarized hydromagnetic plane wave" will be published in *Planetary and Space Science*.

AVANT-PROPOS

L'article "First and second order approximations of the first adiabatic invariant for a charged particle interacting with a linearly polarized hydromagnetic plane wave" sera publié dans *Planetary and Space Science*.

VOORWOORD

Het artikel "First and second order approximations of the first adiabatic invariant for a charged particle interacting with a linearly polarized hydromagnetic plane wave" zal verschijnen in *Planetary and Space Science*.

VORWORT

Die Arbeit "First and second order approximations of the first adiabatic invariant for a charged particle interacting with a linearly polarized hydromagnetic plane wave" wird in *Planetary and Space Science* herausgegeben werden.

FIRST AND SECOND ORDER APPROXIMATIONS OF THE FIRST ADIABATIC INVARIANT
FOR A CHARGED PARTICLE INTERACTING WITH A LINEARLY POLARIZED
HYDROMAGNETIC PLANE WAVE

by

R. VANCLOOSTER

Abstract

In the present paper the effect of a sinusoidal modulation of an electromagnetic field on the invariance of the magnetic moment is studied. Such a generalized invariant plays an important role in problems concerning the motion of charged particles in the non-uniform magnetic field of the magnetosphere or the solar wind. In order to find an adiabatic invariant J , a canonical transformation is introduced, and J is expanded in an asymptotic series in the relative modulation amplitude. We are studying the first and second order terms of this expansion. It is further shown that the curves $J = \text{constant}$ closely fit the results obtained by a numerical integration of the system of differential equations governing the motion of the particles.

Résumé

Dans ce travail nous étudions l'influence d'une modulation sinusoidale d'un champ électromagnétique sur l'invariance du moment magnétique. L'invariant généralisé qui en résulte joue un rôle important dans l'étude du mouvement d'une particule chargée soumise au champ magnétique de la magnétosphère ou du vent solaire. Pour obtenir un invariant adiabatique J , nous introduisons une transformation canonique et écrivons J comme une série infinie en l'amplitude relative de la modulation. Les termes d'ordre un et d'ordre deux de cette série sont analysés. On montre que les courbes $J = \text{constante}$ reproduisent très bien les résultats obtenus après intégration numérique des équations qui décrivent le mouvement des particules.

Samenvatting

In dit artikel wordt de invloed nagegaan van een gemoduleerd elektromagnetisch veld op de invariantie van het magnetisch moment. De veralgemeende invariant die zo ontstaat speelt een belangrijke rol in vraagstukken betreffende de beweging van geladen deeltjes in het magnetisch veld van de magnetosfeer of de zonnewind. Om een adiabatische invariant te kunnen afleiden wordt een kanonische transformatie ingevoerd en J wordt ontwikkeld als een oneindige som van machten van de relatieve amplitude van de gemoduleerde golf. We bestuderen de termen van eerste en van tweede orde. Verder wordt er aangetoond dat de krommen $J = \text{konstante}$, zeer goed overeenkomen met de resultaten die na numerieke integratie bekomen werden.

Zusammenfassung

In dieser Arbeit wird der Einfluss eines modulierten elektromagnetischen Feldes auf der Invarianz des magnetischen Momentums untersucht. Eine solche verallgemeinerte Invariant spielt eine wichtige Rolle in Problemen die geladene Teilchen im magnetischen Feld der Magnetosphäre der Erde und des Sonnenwindes behandeln. Zur Ableitung eine adiabatische Invariant J , ist eine kanonische Transformation eingeführt und J lässt sich schreiben wie eine unendliche Reihe in der relativen Wellenamplitude. Wir haben die Entwicklung bis zur zweiten Ordnung untersucht. Weiter zeigen wir dass, im Phasenraum, die Kurven $J = \text{Konstante}$ sehr gut die Resultate, die nach numerischen Integration bekommen sind, annähern.

1. INTRODUCTION

Since Alfvén (1950) introduced the adiabatic theory, much attention has been devoted to the study of the three adiabatic invariants (the magnetic moment, the longitudinal adiabatic invariant and the flux adiabatic invariant). This continuous interest is justified by the role these invariants play in problems regarding the motion of particles in the magnetosphere and in the interplanetary space. Interactions with hydromagnetic waves, and collisions with particles can be held responsible for the violation of the invariance.

In this paper, the behaviour of the magnetic moment of a collisionless charged particle, interacting with a linearly polarized hydromagnetic plane wave, is studied. The methods used here are similar to those employed by Dunnett *et al.* (1968), Dunnett and Jones (1972), and Roth (1974), for square wave and sine wave modulation.

In a reference system (X, Y, Z) we consider the motion of a charged particle under the influence of an electromagnetic field. The magnetic field is the sum of a uniform component, parallel to the Z-axis, and a plane wave, linearly polarized along the Y-axis. The electromagnetic field is given by the equations :

$$\vec{B} = B_0 \vec{e}_z + hB_0 \cos(kZ - \Omega t) \vec{e}_y \quad (1)$$

$$\vec{E} = h \frac{\Omega}{k} B_0 \cos(kZ - \Omega t) \vec{e}_x \quad (2)$$

The relative modulation amplitude is h , while the phase velocity U equals $\frac{\Omega}{k}$. We perform a Lorentz transformation, which under the assumption that $\frac{U}{c}$ is much smaller than unity, reduces to

$$X \rightarrow X \quad (3)$$

$$Y \rightarrow Y \quad (4)$$

$$Z \rightarrow Z - Ut \quad (5)$$

$$t \rightarrow t \quad (6)$$

In the new cartesian coordinate system, we have :

$$\vec{B} = B_0 \vec{e}_z + h B_0 \cos(kZ) \vec{e}_y \quad (7)$$

$$\vec{E} = 0 \quad (8)$$

The variables defining the position of the particle (\vec{R}), its velocity (\vec{V}), its linear momentum (\vec{P}), and its Hamiltonian (\mathcal{H}), were replaced by dimensionless variables, using the following definitions :

$$\vec{R} = \lambda \vec{r}, \quad \vec{V} = \frac{1}{2} \omega \lambda \vec{v}, \quad \vec{P} = \frac{1}{2} m \omega \lambda \vec{p}, \quad \mathcal{H} = \frac{1}{4} m^2 \omega^2 \lambda^2 H \quad (9)$$

The time t was replaced by

$$t = \frac{2}{\omega} \tau \quad (10)$$

In these definitions $\omega = \frac{qB_0}{m}$ is the gyration frequency in the field $B_0 \vec{e}_z$, and $\lambda = \frac{2\pi}{k}$ is the modulation wavelength.

The Hamiltonian H can then be written as :

$$H = H_0 + h H_1 + h^2 H_2, \quad (11)$$

$$\text{with } H_0 = \frac{1}{2} [(p_x + y)^2 + (p_y - x)^2 + p_z^2] \quad (12)$$

$$H_1 = -\frac{1}{\pi} (p_x + y) \sin 2\pi z \quad (13)$$

$$H_2 = \frac{1}{2\pi^2} \sin^2 2\pi z \quad (14)$$

A canonical transformation (Roth, 1974) is introduced :

$(x, y, z; p_x, p_y, p_z) \rightarrow (Q_1, Q_2, Q_3; P_1, P_2, P_3)$, defined by

$$x = P_1 + P_2^{1/2} \sin Q_2 \quad (15)$$

$$y = Q_1 + P_2^{1/2} \cos Q_2 \quad (16)$$

$$z = Q_3 \quad (17)$$

$$p_x = -Q_1 + P_2^{1/2} \cos Q_2 \quad (18)$$

$$p_y = P_1 - P_2^{1/2} \sin Q_2 \quad (19)$$

$$p_z = P_3 \quad (20)$$

Figure 1 shows the zero order representation of the particle motion. It can be seen that P_1 and Q_1 represent the cartesian coordinates of the guiding center in the x,y-plane, while P_2 and Q_2 are respectively the square of the Larmor radius and the Larmor phase angle.

H_0, H_1, H_2 can then be written as

$$H_0 = 2P_2 + \frac{1}{2} P_3^2 \quad (21)$$

$$H_1 = -\frac{2}{\pi} P_2^{1/2} \cos Q_2 \sin 2\pi Q_3 \quad (22)$$

$$H_2 = \frac{1}{2\pi^2} \sin^2 2\pi Q_3 \quad (23)$$

The equations of Hamilton can now be deduced and integrated numerically. We refer to these results later on, in comparing them with the results of the adiabatic theory.

Any generalized invariant J can be found as a solution of

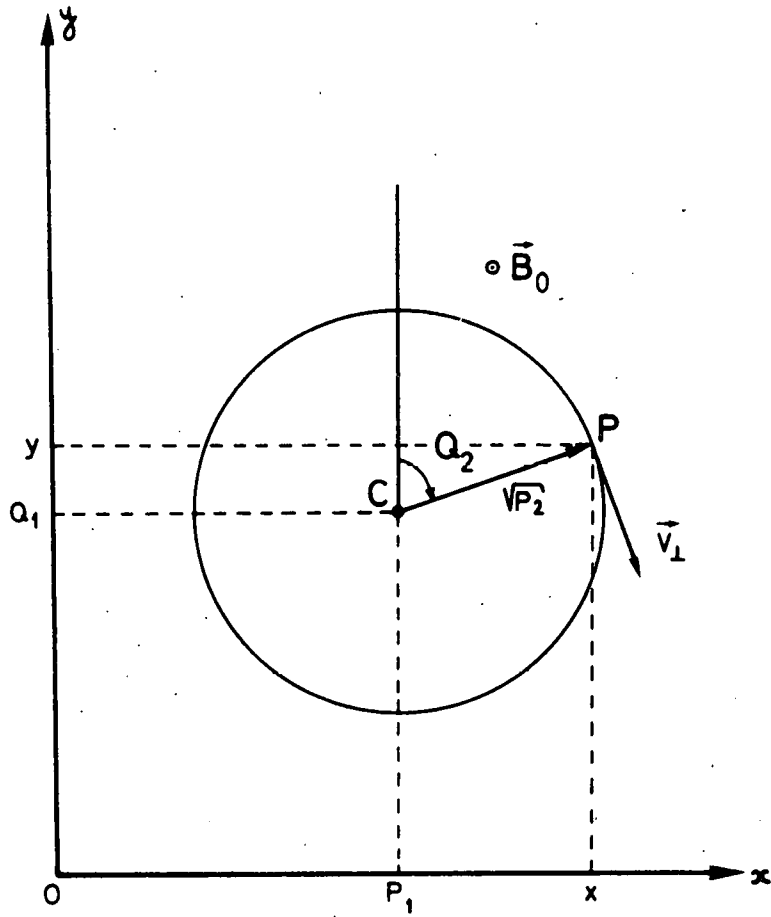


Fig. 1.- Zero order representation of the particle gyromotion.

$$[J, H] = 0, \quad (24)$$

where [] is the Poisson bracket. Writing the function J as a power series expansion :

$$J = \sum_{n=0}^{\infty} h^n J_n, \quad (25)$$

leads to a set of an infinite number of recursion relations :

$$[J_0, H_0] = 0 \quad (26)$$

$$[J_1, H_0] + [J_0, H_1] = 0 \quad (27)$$

$$[J_2, H_0] + [J_1, H_1] + [J_0, H_2] = 0 \quad (28)$$

$$[J_3, H_0] + [J_2, H_1] + [J_1, H_2] = 0 \quad (29)$$

The result of these formulae is a system of differential equations, determining J_i , $i = 0, 1, 2, \dots$. The aim of the present work is to solve these equations for J_0 , J_1 and J_2 . It will be shown that J_0 must satisfy certain conditions in order to obtain physically possible solutions.

2. SOLUTIONS FOR THE FIRST AND SECOND ORDER PROBLEMS

Introducing the transformation

$$Q_2 = 2(s+z)/P_3 \quad (30)$$

$$Q_3 = z \quad (31)$$

enables us to write equation (26) as

$$\frac{\partial J_0}{\partial z} = 0 \quad (32)$$

As a consequence, J_0 must be an arbitrary function of P_1, P_2, P_3, Q_1 , and

$$s = \frac{P_3 Q_2 - 2Q_3}{2} \quad (33)$$

J_0 will be chosen to depend only upon P_3 . Defining $u = Q_2, w = 2\pi Q_3$, equations (27) and (28) can be replaced by :

$$P_3 \frac{\partial J_1}{\partial z} = -4P_2^{1/2} \cos u \cos w \frac{dJ_0}{dP_3} \quad (34)$$

$$P_3 \frac{\partial J_2}{\partial z} = \frac{1}{\pi P_2^{1/2}} \cos u \sin w \frac{\partial J_1}{\partial u} + \frac{2 P_2^{1/2}}{\pi} \sin u \sin w \frac{\partial J_1}{\partial P_2} - 4 P_2^{1/2} \cos u \cos w \frac{\partial J_1}{\partial P_3} + \frac{1}{\pi} \sin 2w \frac{dJ_0}{dP_3} \quad (35)$$

From these equations and from the particular choice of J_0 , it follows that J_1 and J_2 can be written as functions of the zero order Larmor radius in the following manner :

$$J_1 = A_{1,1} P_2^{1/2} \quad (36)$$

$$J_2 = A_{2,0} + A_{2,2} P_2 \quad (37)$$

The unknown coefficients $A_{1,1}, A_{2,0}$, and $A_{2,2}$ are functions of u, w and P_3 alone. By defining $A_{0,0} = J_0$, the original system of differential equations can be replaced by :

$$P_3 \frac{\partial A_{j,j}}{\partial z} = -4 \cos u \cos w \frac{\partial A_{j-1,j-1}}{\partial P_3} \quad j = 1, 2 \quad (38)$$

$$P_3 \frac{\partial A_{2,0}}{\partial z} = \frac{1}{\pi} \cos u \sin w \frac{\partial A_{1,1}}{\partial u} + \frac{1}{\pi} \sin u \sin w A_{1,1} + \frac{1}{\pi} \sin 2w \frac{dA_{0,0}}{dP_3} \quad (39)$$

This system can be easily integrated :

$$A_{1,1} = -\pi \left[\frac{1}{A} \sin(u+w) + \frac{1}{B} \sin(u-w) \right] J_0' \quad (40)$$

$$A_{2,0} = \frac{1}{8C} \left(2 - \frac{1}{A} - \frac{1}{B} \right) \cos 2w J_0' \quad (41)$$

$$A_{2,2} = -\frac{\pi^2}{4} \left[\frac{K}{A^2} \cos(2u+2w) + \frac{L}{B^2} \cos(2u-2w) + \frac{1}{C} \left(\frac{K}{A} - \frac{L}{B} \right) \cos 2w + \left(\frac{K}{A} + \frac{L}{B} \right) \cos 2u \right], \quad (42)$$

with $\beta = \pi P_3$; $A = 1 + \beta$; $B = 1 - \beta$; $C = \beta$ and

$$J_0' = \frac{dJ_0}{d\beta} ; J_0'' = \frac{d^2 J_0}{d\beta^2} ; K = -\frac{1}{A} J_0' + J_0'' ; L = \frac{1}{B} J_0' + J_0'' \quad (43)$$

In our discussion the magnetic moment $\frac{1}{2} m v_{\perp}^2 / B$ will be evaluated at points corresponding to successive periods of the magnetic field modulation. For these points we have $Z = n\lambda$, or $z = n$, n being an integer. P_2 and P_3 can then be written as functions of

$$\xi = \frac{v_{\perp}^2}{v^2} \quad (44)$$

We have

$$P_2 = \frac{1}{4} \xi v^2 \quad (45)$$

$$P_3 = \pm v(1 - \xi)^{1/2} \quad ; \quad \beta = \pm \pi v(1 - \xi)^{1/2} \quad (46)$$

For the points where $z = n$, the magnetic field always has the same value and ξ is proportional to the magnetic moment. The particle motion will consequently be studied in a (u, ξ) - plane. In the zero order approximation the magnetic moment is conserved and we therefore see that ξ is independent of the phase angle u . At $w = 2\pi n$, equations (40), (41) and (42) can be simplified to :

$$A_{1,1} = -\pi \left(\frac{1}{A} + \frac{1}{B} \right) J_0' \sin u \quad (47)$$

$$A_{2,0} = -\frac{1}{8C} \left(2 - \frac{1}{A} - \frac{1}{B} \right) J_0' \quad (48)$$

$$A_{2,2} = -\frac{\pi^2}{4} \left\{ \left[\left(-\frac{1}{A^3} + \frac{1}{B^3} - \frac{1}{A^2} + \frac{1}{B^2} \right) J_0' + \left(\frac{1}{A^2} + \frac{1}{B^2} + \frac{1}{A} + \frac{1}{B} \right) J_0'' \right] \cos 2u \right. \\ \left. - \frac{1}{C} \left(\frac{1}{A^2} + \frac{1}{B^2} \right) J_0' + \frac{1}{C} \left(\frac{1}{A} - \frac{1}{B} \right) J_0'' \right\} \quad (49)$$

Conditions which J_0 must satisfy will result from the fact that all zeros in the denominators of $A_{1,1}$, $A_{2,2}$ and $A_{2,0}$ must be eliminated.

Another condition will be explained in the following sections.

3. CHOICE OF J_0 FOR THE FIRST ORDER PROBLEM

Several functions for J_0 may be chosen, provided that they eliminate the singularities

in $A_{1,1}$ for the values $\beta = \pm 1$. It should be noted that the representations of the particle motion in the (u, ξ) -plane with each of these functions will not be identical. They must be considered as different first order approximations. As J_0' must be proportional to AB in order to remove the singularities, we choose

$$J_0 = A^a B^b + \text{arbitrary constant} , \quad (50)$$

with $a \geq 2, b \geq 2$.

Taking for instance $a = b = 2$, we have

$$J_0' = -4 ABC , \quad (51)$$

$$\text{and } A_{0,0} = Cte + A^2 B^2 \quad (52)$$

$$A_{1,1} = 8\pi C \sin u \quad (53)$$

The expression for J can then be written as

$$J = Cte + A^2 B^2 + 8\pi h C P_2^{1/2} \sin u \quad (54)$$

We define

$$X(\xi) = A^2 B^2 \quad (55)$$

$$Y(\xi, h) = 8\pi h C P_2^{1/2} \quad (56)$$

Selecting values for h and v , and considering a number of initial conditions (u_0, ξ_0) , we obtain the adiabatic invariant curves from the equation

$$X(\xi) + Y(\xi, h) \sin u = X(\xi_0) + Y(\xi_0, h) \sin u_0 \quad (57)$$

In these and subsequent calculations, the positive value of β is taken into account. This corresponds to particles with positive initial velocities along the main magnetic field $B_0 \vec{e}_z$. In figures 2 and 3 the curves resulting from equation (57) are displayed in the (u, ξ) -plane. ξ varies between 0 and 1, u varies between $-\pi/2$ and $\pi/2$. The velocities in figures 2 and 3 are assigned the values $1/\pi$ and $2/\pi$ respectively. The relative amplitude of the field perturbation, h equals 0.025. These curves agree with the results obtained from numerical integration of the equations of Hamilton derived from (21), (22) and (23).

This integration has been performed by Roth (1974) and the results of these numerical calculations are shown in figures 4 and 5. The curves in figures 2 and 3 demonstrate the manner in which the adiabatic theory predicts the existence of a functional relationship between the perpendicular kinetic energy ξ and the phase angle u . It is also clear that there exists a resonance point surrounded by closed curves. The abscissa of the resonance point is $-\pi/2$. The ordinate can be obtained from eq. (57). Indeed, determining the derivative of $\sin u$ with respect to ξ , for $u = -\pi/2$, yields

$$\varphi(\xi) = \left(\frac{d \sin u}{d \xi} \right)_{u=-\pi/2} = \frac{-\frac{dX}{d\xi} + \frac{dY}{d\xi}}{Y} \quad (58)$$

A resonance point $R(-\pi/2, \xi_R)$ is given by

$$\varphi(\xi_R) = 0 \quad (59)$$

Making $a > 2$ or $b > 2$ in the above theory will inevitably give rise to the appearance of several resonance points. This is due to the fact that the corresponding choices of J_0 lead to functions Y , which have a number of zeros, and these induce a discontinuous behaviour of $\varphi(\xi)$, with several intersections of the ξ -axis.

As a conclusion we may say that as far as the first order is concerned we can use

$$J_0 = A^2 B^2 + \text{arbitrary constant} \quad (60)$$

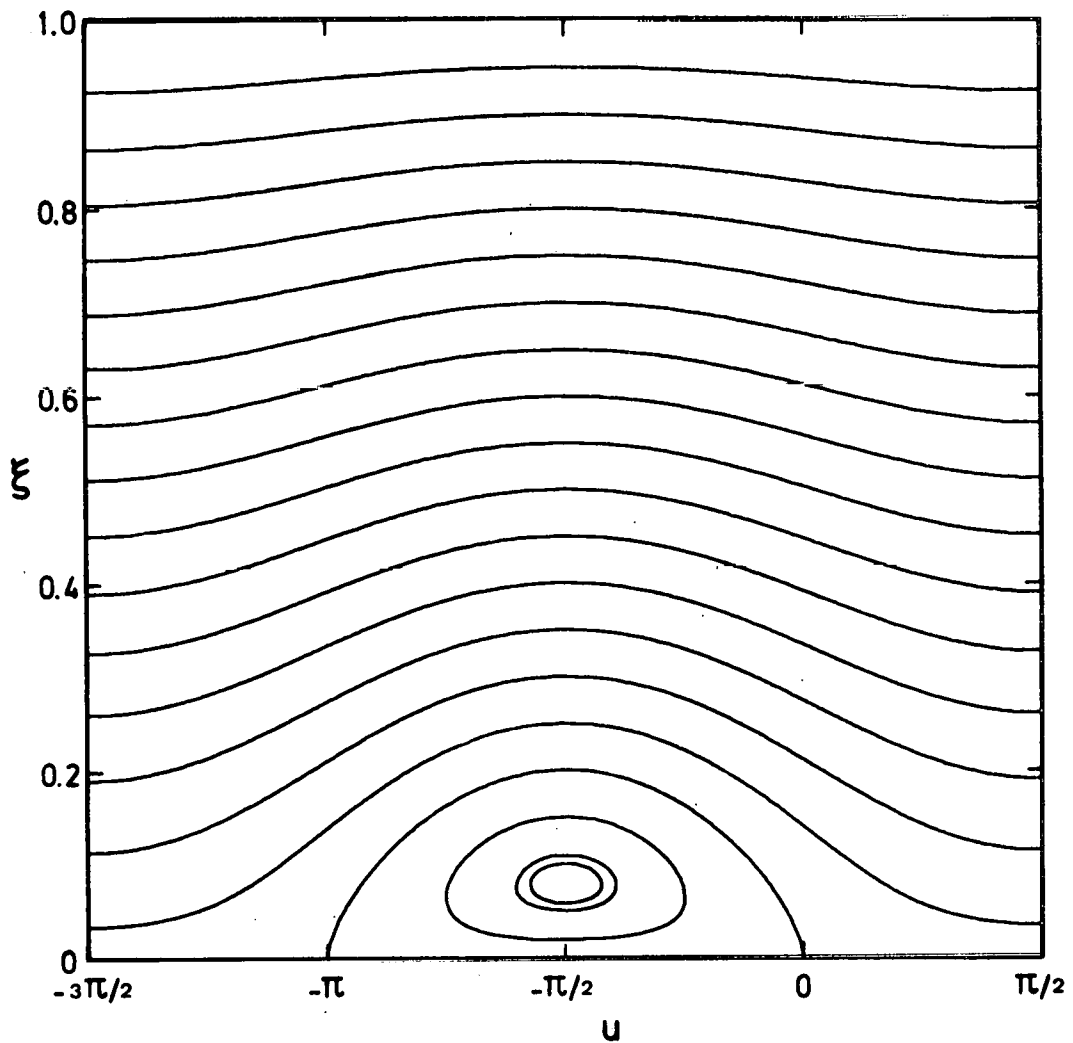


Fig. 2.- Invariant curves resulting from first order theory, for $h = 0.025$, $v = 1/\pi$, $u_0 = -\pi/2$.
 and for different values of ξ_0 , from 0.05 to 0.95.
 $J_0 = A^2 B^2$.

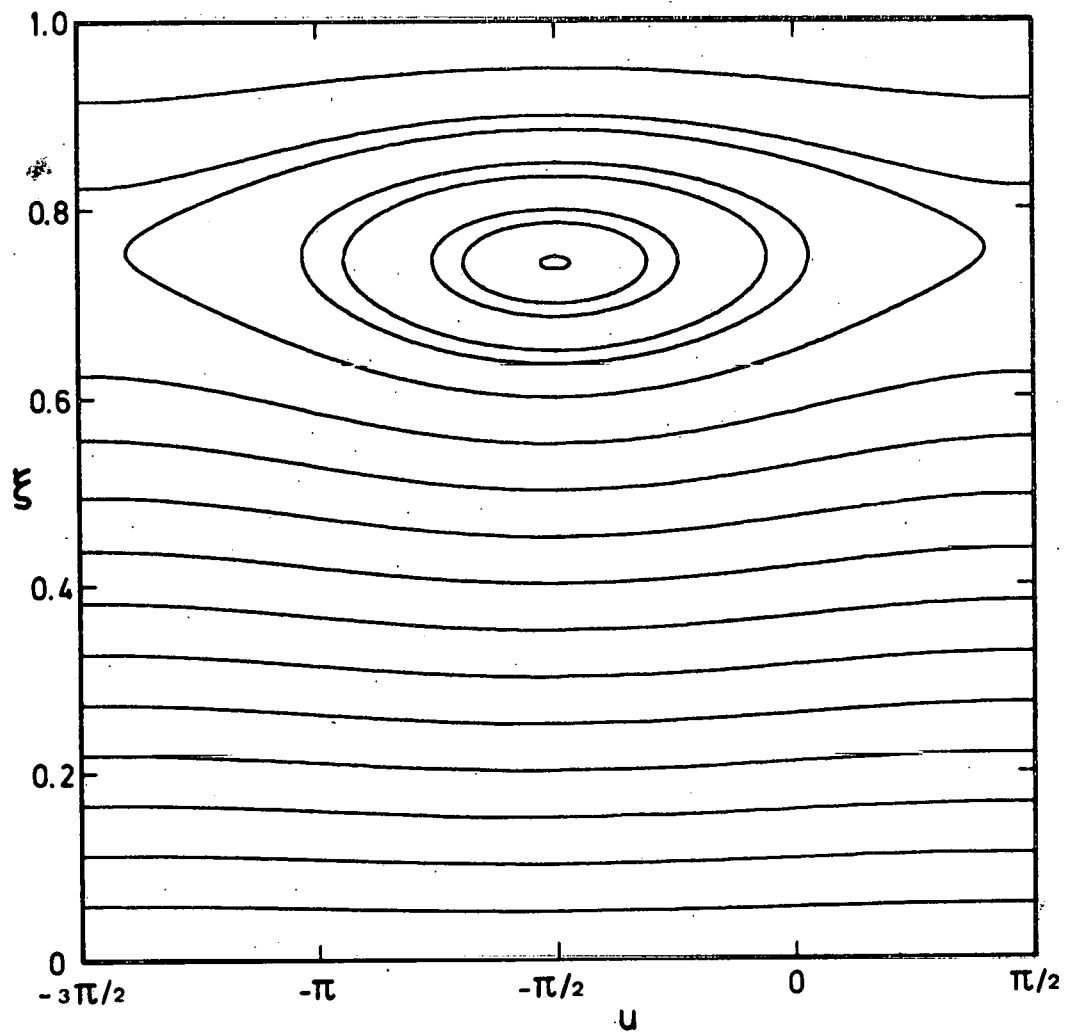


Fig. 3.- Invariant curves resulting from first order theory, for $h = 0.025$, $v = 2/\pi$, $u_0 = -\pi/2$,
and for different values of ξ_0 , from 0.05 to 0.95.
 $J_0 = A^2 B^2$.

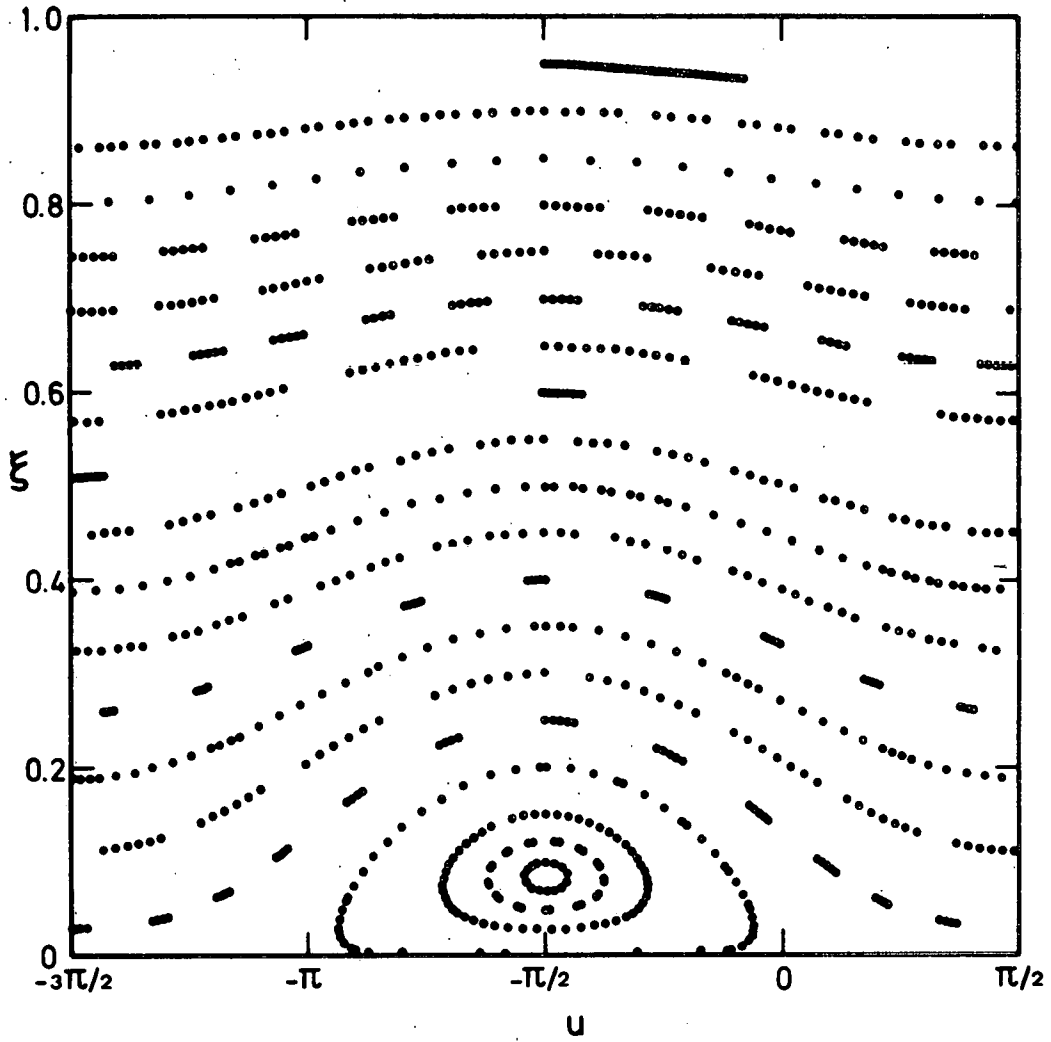


Fig. 4.- Integrated orbits, for $h = 0.025$, $v = 1/\pi$, $u_0 = -\pi/2$, and for different values of ξ_0 from 0.05 to 0.95.

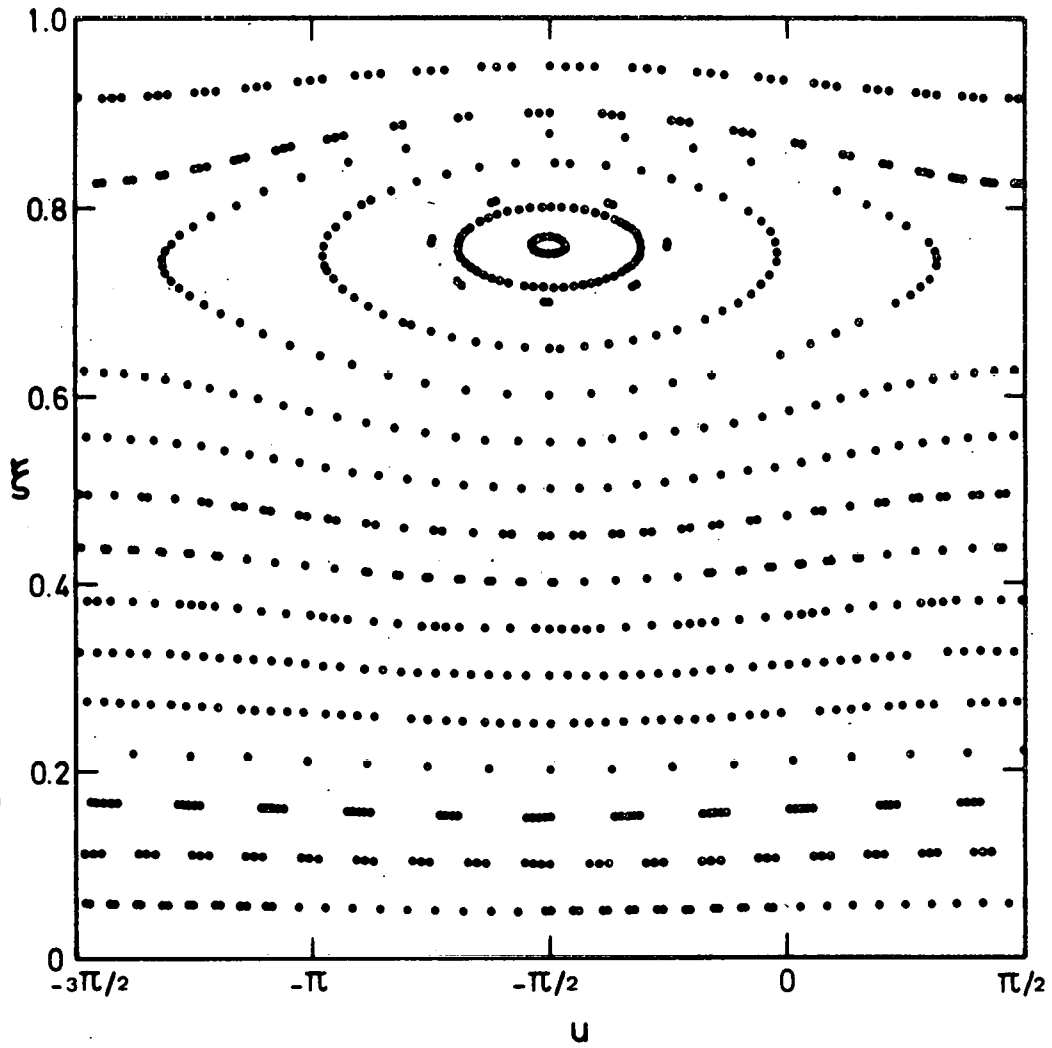


Fig. 5.- Integrated orbits, for $h = 0.025$, $v = 2/\pi$, $u_0 = -\pi/2$, and for different values of ξ_0 from 0.05 to 0.95.

This means that we cannot use analogous solutions for the second and higher order problems. Indeed, elimination of all singularities is not possible without higher powers of A and B. These give rise to several resonance points which do not exist in the exact numerical solutions.

4. CHOICE OF J_0 FOR THE SECOND ORDER PROBLEM

To solve the second order problem we have tried a function J_0 , satisfying the differential equation :

$$J_0' = A B C f(\beta) \quad (61)$$

In this case the equations (47), (48) and (49) are reduced to :

$$A_{1,1} = -2\pi C f(\beta) \sin u \quad (62)$$

$$A_{2,0} = \frac{1}{4} \beta^2 f(\beta) \quad (63)$$

$$A_{2,2} = -\frac{\pi^2}{4} \left\{ \frac{[2(2 + \beta^2) f(\beta) + 4\beta f'(\beta)]}{AB} \cos 2u - 2[2 f(\beta) + \beta f'(\beta)] \right\} \quad (64)$$

Elimination of the singularities in the coefficient of $\cos 2u$ is possible. We take a function $f(\beta)$ satisfying a linear differential equation, such as :

$$2\beta f'(\beta) + (2 + \beta^2) f(\beta) = a\beta(1 - \beta^2) \quad (65)$$

Integration leads to the result

$$f(\beta) = \frac{1}{\beta} \left[a(5 - \beta^2) + b e^{-\frac{\beta^2}{4}} \right], \quad (66)$$

where b is the integration constant. The calculation of J_0 follows from (61). Indeed integration (61) leads to :

$$J_0 = a(5\beta - 2\beta^3 + \frac{\beta^5}{5}) + b \left[-\pi^{1/2} \operatorname{erf}\left(\frac{\beta}{2}\right) + 2\beta e^{-\frac{\beta^2}{4}} \right] \quad (67)$$

+ arbitrary constant.

The equation defining the adiabatic invariant curves is now given by

$$\begin{aligned} X(\xi, h) + Y(\xi, h) \sin u + Z(\xi, h) \cos 2u = \\ X(\xi_0, h) + Y(\xi_0, h) \sin u_0 + Z(\xi_0, h) \cos 2u_0, \end{aligned} \quad (68)$$

with

$$X(\xi, h) = J_0 + \frac{h^2}{4} \{ \beta^2 f(\beta) + 2\pi^2 P_2 [2f(\beta) + \beta f'(\beta)] \} \quad (69)$$

$$Y(\xi, h) = -2\pi h C P_2^{1/2} f(\beta) \quad (70)$$

$$Z(\xi, h) = -\frac{\pi^2}{2} h^2 C P_2 a. \quad (71)$$

Equation (68) can be written as a quadratic equation in $\sin u$. This equation is homogeneous in a and b , so that the invariant curves will depend upon the parameter $m = \frac{a}{b}$. Difficulties similar to the ones described in section 3 may arise here. Indeed we have :

$$\varphi(\xi) = \left(\frac{d \sin u}{d\xi} \right)_{u=-\pi/2} = \frac{-\frac{dX}{d\xi} + \frac{dY}{d\xi} + \frac{dZ}{d\xi}}{Y + 4Z} \quad (72)$$

The equation $\varphi(\xi) = 0$, may only have one solution, namely the ξ_R -value for the resonance point. Situations can be described where a particular choice of m gives rise to a second resonance point, due to the discontinuous behaviour of $\varphi(\xi)$. An important result follows from the fact that we are able to determine the value of m in such a way that a fixed point $(-\frac{\pi}{2}, \xi)$ is a resonance point. This is only acceptable when the condition $Y + 4Z \neq 0$ is satisfied for any ξ between 0 and 1. In our calculations we obtained satisfactory results with the value

$$m = 1 \quad (73)$$

In figures 6 and 7 we show the curves resulting from equation (68) for $h = 0.1$ and $v = 1/\pi$ and $2/\pi$ respectively. In figure 8 we compare the results obtained from numerical computation with the curves deduced (a) from the first order theory as explained in section 3, and (b) from the second order theory as shown in section 4, for $h = 0.1$ and $v = 1/\pi$. To display the differences clearly, we examine a region in the resonance domain.

5. OTHER POSSIBLE CHOICES OF J_0 FOR THE FIRST ORDER PROBLEM

In section 3 it is shown that an essential condition J_0 must satisfy is that its first derivative be proportional to AB , so that we can write

$$J_0' = AB g(\beta) = (1 - \beta^2) g(\beta) \quad (74)$$

The results obtained in that section correspond to

$$g(\beta) = -4\beta \quad (75)$$

Roth (1974) found some remarkable results in using

$$g(\beta) = -(\pi^2 v^2 - \beta^2)^{-1/2} \quad (76)$$

Finally we can obtain a first order solution by neglecting all terms of h^2 in the solution explained in section 4. This corresponds to $g(\beta) = \beta f(\beta)$, $f(\beta)$ being defined by (66). The curves resulting from first order theory, but making use of a function J_0 satisfying second order requirements, proved to be better than those obtained from the other first order theories mentioned in this paper.

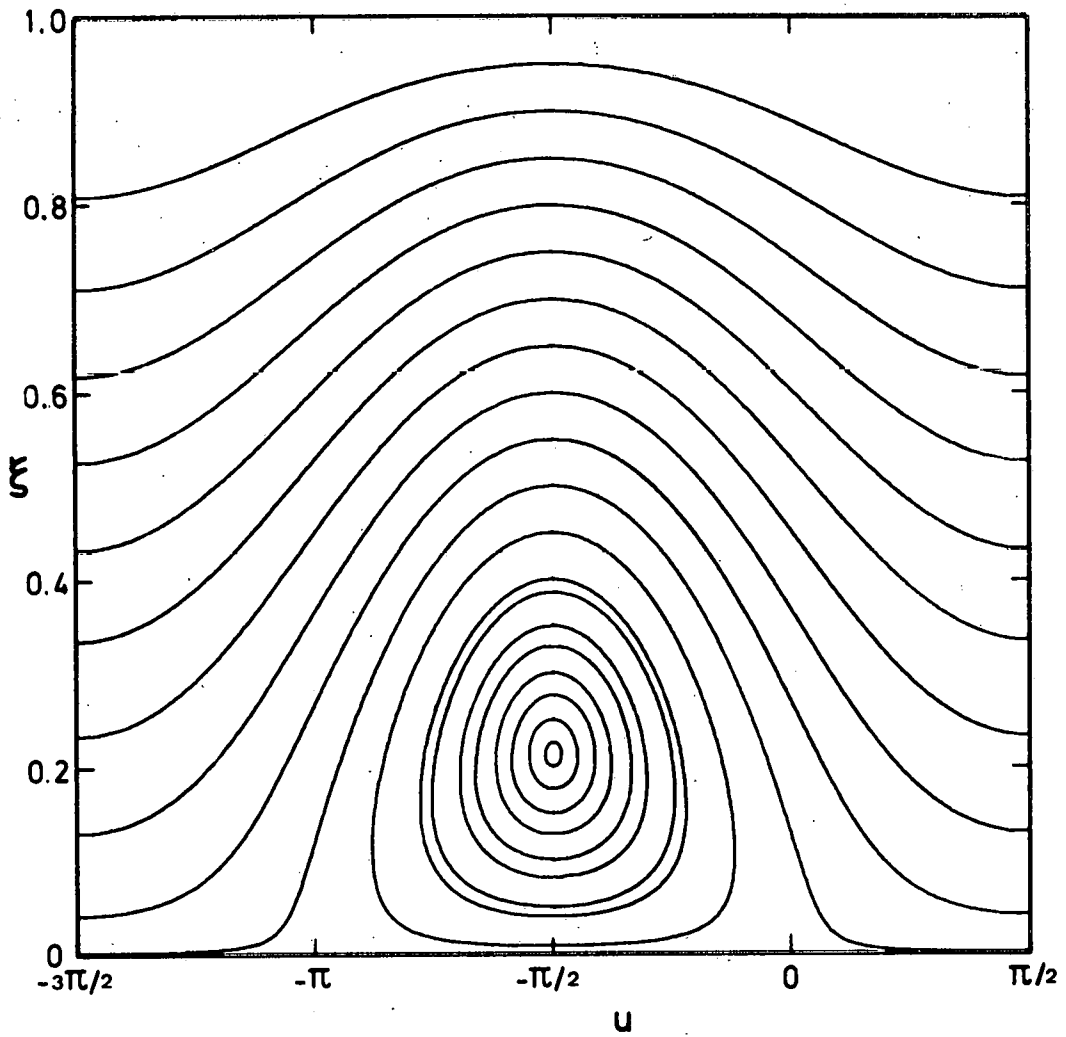


Fig. 6.- Invariant curves resulting from second order theory, for $h = 0.1$, $m = 1$, $v = 1/\pi$, $u_0 = -\pi/2$, and for different values of ξ_0 from 0.05 to 0.95.

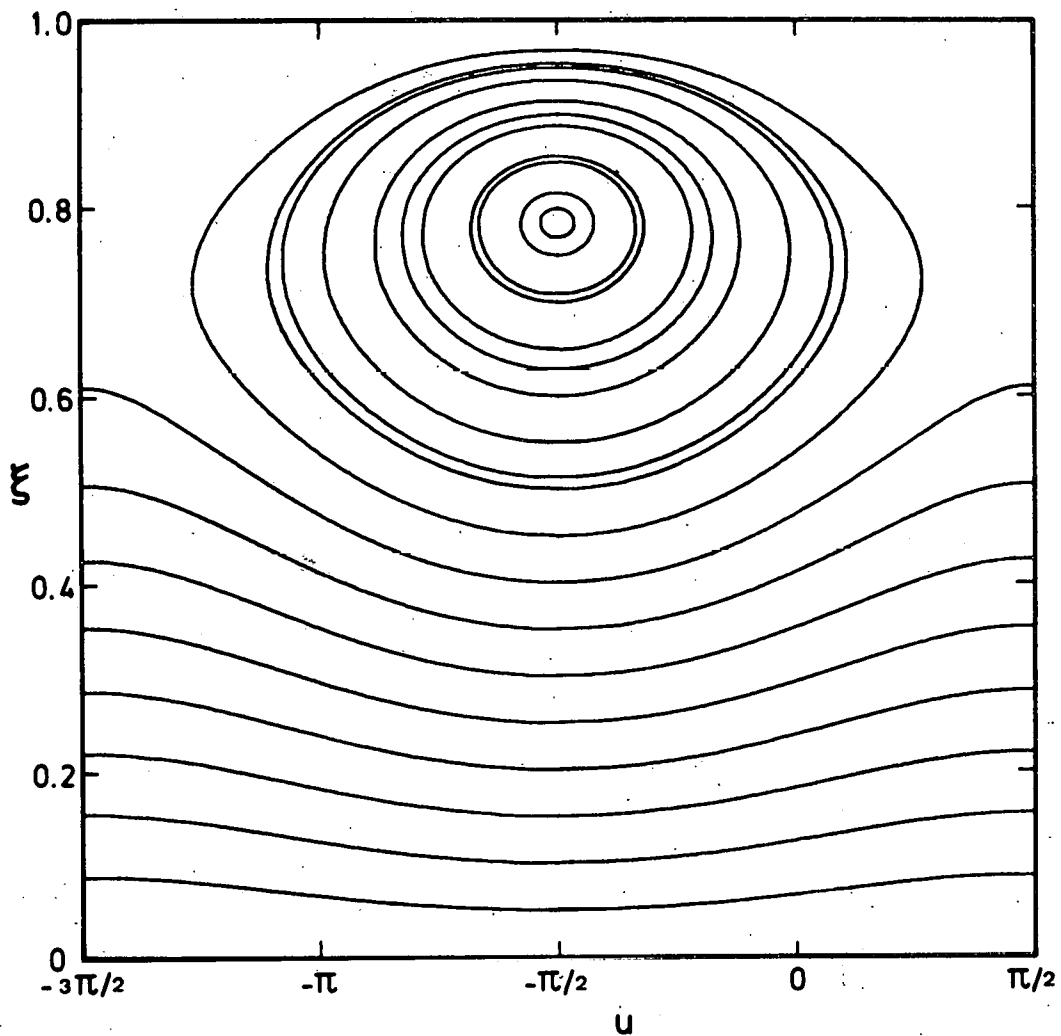


Fig. 7.- Invariant curves resulting from second order theory, for $h = 0.1$, $m = 1$, $v = 2/\pi$, $u_0 = -\pi/2$, and for different values of ξ_0 from 0.05 to 0.95.

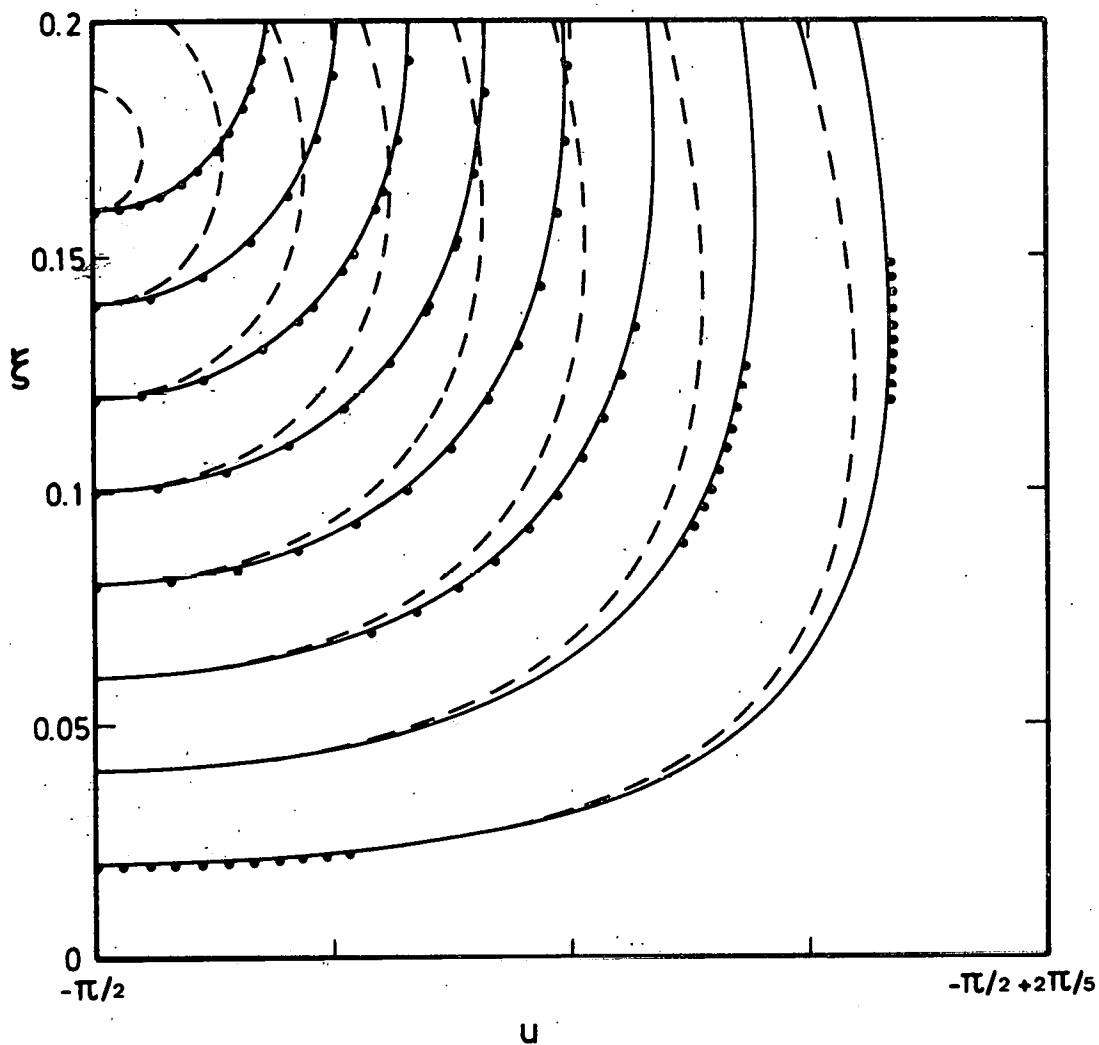


Fig. 8.- Comparison of integrated orbits (dots) to invariant curves resulting from (a) first order theory (dashed lines); (b) second order theory ($m = 1$), (solid lines), for different values of ξ_0 from 0.02 to 0.16.

6. CONCLUSIONS

In the previous sections, it is shown that it is possible to find different approximations of the first adiabatic invariant. Visual evaluation helps us to conclude that for our choices of the parameters h and v , the second order approximation is the best one. The first order counterpart of this approximation proves to be better than any of the other first order solutions. This shows that the magnetic moment can be replaced by the first order truncation of the second order invariant. The accuracy is very high even in the resonance region and for larger values of the relative amplitude of the magnetic field perturbation. This first order truncation avoids tedious numerical integration of a system of differential equations. In fact, the introduction of this new approximate constant of motion, added to the constancy of the total energy permits in many practical cases the full description of the charged particle motion. This is important in determining the trajectories of cosmic ray particles in interplanetary space and the dispersion of the solar wind particles through the inhomogeneities of the interplanetary magnetic field.

ACKNOWLEDGEMENTS

The author would like to thank Professor M. Nicolet for his continuous interest during the preparation of this work and Dr. J. Lemaire and M. Roth for many interesting discussions and valuable advice. The comments and suggestions of Dr. M.L. Goldstein are also gratefully acknowledged.

REFERENCES

ALFVEN, H., *Cosmical Electrodynamics*, Clarendon Press, Oxford, 1950.

DUNNETT, D.A., and G.A. JONES, *Proceedings of the 5th European Conference on Controlled Fusion and Plasma Physics*, Grenoble, August 1972.

DUNNETT, D.A., E.W. LAING and J.B. TAYLOR, Invariants in the Motion of a Charged Particle in a Spatially Modulated Magnetic Field, *J. Math. Phys.*, **9**, 1819, 1968.

ROTH, M., Generalized Invariant for a Charged Particle interacting with a Linearly Polarized Hydromagnetic Plane Wave, *Bull. Classe des Sc., Acad. Roy. de Belgique*, **60**, 599, 1974.

- 105 - ACKERMAN, M. and C. MULLER, Stratospheric methane from infrared spectra, 1972.
- 106 - ACKERMAN, M. and C. MULLER, Stratospheric nitrogen dioxide from infrared absorption spectra, 1972.
- 107 - KOCKARTS, G., Absorption par l'oxygène moléculaire dans les bandes de Schumann-Runge, 1972.
- 108 - LEMAIRE, J. et M. SCHERER, Comportements asymptotiques d'un modèle cinétique du vent solaire, 1972.
- 109 - LEMAIRE, J. and M. SCHERER, Plasma sheet particle precipitation : A kinetic model, 1972.
- 110 - BRASSEUR, G. and S. CIESLIK, On the behavior of nitrogen oxides in the stratosphere, 1972.
- 111 - ACKERMAN, M. and P. SIMON, Rocket measurement of solar fluxes at 1216 Å, 1450 Å and 1710 Å, 1972.
- 112 - CIESLIK, S. and M. NICOLET, The aeronomic dissociation of nitric oxide, 1973.
- 113 - BRASSEUR, G. and M. NICOLET, Chemospheric processes of nitric oxide in the mesosphere and stratosphere, 1973.
- 114 - CIESLIK, S. et C. MULLER, Absorption raie par raie dans la bande fondamentale infrarouge du monoxyde d'azote, 1973.
- 115 - LEMAIRE, J. and M. SCHERER, Kinetic models of the solar and polar winds, 1973.
- 116 - NICOLET, M., La biosphère au service de l'atmosphère, 1973.
- 117 - BIAUME, F., Nitric acid vapor absorption cross section spectrum and its photodissociation in the stratosphere, 1973.
- 118 - BRASSEUR, G., Chemical kinetic in the stratosphere, 1973.
- 119 - KOCKARTS, G., Helium in the terrestrial atmosphere, 1973.
- 120 - ACKERMAN, M., J.C. FONTANELLA, D. FRIMOUT, A. GIRARD, L. GRAMONT, N. LOUISNARD, C. MULLER and D. NEVEJANS, Recent stratospheric spectra of NO and NO₂, 1973.
- 121 - NICOLET, M., An overview of aeronomic processes in the stratosphere and mesosphere, 1973.
- 122 - LEMAIRE, J., The "Roche-Limit" of ionospheric plasma and the formation of the plasmopause, 1973.
- 123 - SIMON, P., Balloon measurements of solar fluxes between 1960 Å and 2300 Å, 1974.
- 124 - ARJIS, E., Effusion of ions through small holes, 1974.
- 125 - NICOLET, M., Aéronomie, 1974.
- 126 - SIMON, P., Observation de l'absorption du rayonnement ultraviolet solaire par ballons stratosphériques, 1974.
- 127 - VERCHEVAL, J., Contribution à l'étude de l'atmosphère terrestre supérieure à partir de l'analyse orbitale des satellites, 1973.
- 128 - LEMAIRE, J. and M. SCHERER, Exospheric models of the topside ionosphere, 1974.
- 129 - ACKERMAN, M., Stratospheric water vapor from high resolution infrared spectra, 1974.
- 130 - ROTH, M., Generalized invariant for a charged particle interacting with a linearly polarized hydromagnetic plane wave, 1974.
- 131 - BOLIN, R.C., D. FRIMOUT and C.F. LILLIE, Absolute flux measurements in the rocket ultraviolet, 1974.
- 132 - MAIGNAN, M. et C. MULLER, Méthodes de calcul de spectres stratosphériques d'absorption infrarouge, 1974.
- 133 - ACKERMAN, M., J.C. FONTANELLA, D. FRIMOUT, A. GIRARD, N. LOUISNARD and C. MULLER, Simultaneous measurements of NO and NO₂ in the stratosphere, 1974.
- 134 - NICOLET, M., On the production of nitric oxide by cosmic rays in the mesosphere and stratosphere, 1974.
- 135 - LEMAIRE, J. and M. SCHERER, Ionosphere-plasmashield field aligned currents and parallel electric fields, 1974.
- 136 - ACKERMAN, M., P. SIMON, U. von ZAHN and U. LAUX, Simultaneous upper air composition measurements by means of UV monochromator and mass spectrometer, 1974.
- 137 - KOCKARTS, G., Neutral atmosphere modeling, 1974.
- 138 - BARLIER, F., P. BAUER, C. JAECK, G. THUILLIER and G. KOCKARTS, North-South asymmetries in the thermosphere during the last maximum of the solar cycle, 1974.
- 139 - ROTH, M., The effects of field aligned ionization models on the electron densities and total flux tubes contents deduced by the method of whistler analysis, 1974.
- 140 - DA MATA, L., La transition de l'ionosphère à l'hétérosphère de l'atmosphère terrestre, 1974.
- 141 - LEMAIRE, J. and R.J. HOCH, Stable auroral red arcs and their importance for the physics of the plasmopause region, 1975.

- 142 - ACKERMAN, M., NO, NO₂ and HNO₃ below 35 km in the atmosphere, 1975.
- 143 - LEMAIRE, J., The mechanisms of formation of the plasmopause, 1975.
- 144 - SCIALOM, G., C. TAIEB and G. KOCKARTS, Daytime valley in the F1 region observed by incoherent scatter, 1975.
- 145 - SIMON, P., Nouvelles mesures de l'ultraviolet solaire dans la stratosphère, 1975.
- 146 - BRASSEUR, G. et M. BERTIN, Un modèle bi-dimensionnel de la stratosphère, 1975.
- 147 - LEMAIRE, J. et M. SCHERER, Contribution à l'étude des ions dans l'ionosphère polaire, 1975.
- 148 - DEBEHOGNE, H. et E. VAN HEMELRIJCK, Etude par étoiles-tests de la réduction des clichés pris au moyen de la caméra de triangulation IAS, 1975.
- 149 - DEBEHOGNE, H. et E. VAN HEMELRIJCK, Méthode des moindres carrés appliquée à la réduction des clichés astrométriques, 1975.
- 150 - DEBEHOGNE, H. et E. VAN HEMELRIJCK, Contribution au problème de l'aberration différentielle, 1975.
- 151 - MULLER, C. and A.J. SAUVAL, The CO fundamental bands in the solar spectrum, 1975.
- 152 - VERCHEVAL, J., Un effet géomagnétique dans la thermosphère moyenne, 1975.
- 153 - AMAYENC, P., D. ALCAYDE and G. KOCKARTS, Solar extreme ultraviolet heating and dynamical processes in the mid-latitude thermosphere, 1975.
- 154 - ARIJS, E. and D. NEVEJANS, A programmable control unit for a balloon borne quadrupole mass spectrometer, 1975.
- 155 - VERCHEVAL, J., Variations of exospheric temperature and atmospheric composition between 150 and 1100 km in relation to the semi-annual effect, 1975.
- 156 - NICOLET, M., Stratospheric Ozone : An introduction to its study, 1975.
- 157 - WEILL, G., J. CHRISTOPHE, C. LIPPENS, M. ACKERMAN and Y. SAHAI, Stratospheric balloon observations of the southern intertropical arc of airglow in the southern american aera, 1976.
- 158 - ACKERMAN, M., D. FRIMOUT, M. GOTTIGNIES, C. MULLER, Stratospheric HCl from infrared spectra, 1976.
- 159 - NICOLET, M., Conscience scientifique face à l'environnement atmosphérique, 1976.
- 160 - KOCKARTS, G., Absorption and photodissociation in the Schumann-Runge bands of molecular oxygen in the terrestrial atmosphere, 1976.
- 161 - LEMAIRE, J., Steady state plasmopause positions deduced from McIlwain's electric field models, 1976.
- 162 - ROTH, M., The plasmopause as a plasma sheath : A minimum thickness, 1976.
- 163 - FRIMOUT, D., C. LIPPENS, P.C. SIMON, E. VAN HEMELRIJCK, E. VAN RANSBEECK et A. REHRI, Lâchers de monoxyde d'azote entre 80 et 105 km d'altitude. Description des charges utiles et des moyens d'observation, 1976.
- 164 - LEMAIRE, J. and L.F. BURLAGA, Diamagnetic boundary layers : a kinetic theory, 1976.
- 165 - TURNER, J.M., L.F. BURLAGA, N.F. NESS and J. LEMAIRE, Magnetic holes in the solar wind, 1976.
- 166 - LEMAIRE, J. and M. ROTH, Penetration of solar wind plasma elements into the magnetosphere, 1976.
- 167 - VAN HEMELRIJCK, E. et H. DEBEHOGNE, Réduction de clichés de champs stellaires pris par télévision avec intensificateur d'image, 1976.
- 168 - BRASSEUR, G. and J. LEMAIRE, Fitting of hydrodynamic and kinetic solar wind models, 1976.
- 169 - LEMAIRE, J. and M. SCHERER, Field aligned distribution of plasma mantle and ionospheric plasmas, 1976.
- 170 - ROTH, M., Structure of tangential discontinuities at the magnetopause : the nose of the magnetopause, 1976.
- 171 - DEBEHOGNE, H., C. LIPPENS, E. VAN HEMELRIJCK et E. VAN RANSBEECK, La caméra de triangulation de l'IAS, 1976.
- 172 - LEMAIRE, J., Rotating ion-exospheres, 1976.
- 173 - BRASSEUR, G., L'action des oxydes d'azote sur l'ozone dans la stratosphère, 1976.
- 174 - MULLER, C., Détermination de l'abondance de constituants minoritaires de la stratosphère par spectrométrie d'absorption infrarouge, 1976.