

INSTITUT D'AERONOMIE SPATIALE DE BELGIQUE

3 - Avenue Circulaire

B - 1180 BRUXELLES

AERONOMICA ACTA

A - N° 267 - 1983

I.S.P.M. interdisciplinary study of directional
discontinuities

by

J. LEMAIRE, M. ROTH, M. SCHERER

and M. SCHULZ

BELGISCH INSTITUUT VOOR RUIMTE-AERONOMIE

3 - Ringlaan

B - 1180 BRUSSEL

FOREWORD

The text "I.S.P.M. Interdisciplinary Study of Directional Discontinuities" will be included in a monograph published by P. Wentzel (ESTEC). It contains the descriptions of the experiments and the theoretical studies to be realized in the framework of the interplanetary space mission : International Solar Polar Mission. It will be published by ESA (European Space Agency) in the series of ESA-SP.

AVANT-PROPOS

Le texte "I.S.P.M. Interdisciplinary Study of Directional Discontinuities" fera partie d'une monographie éditée par P. Wentzel (ESTEC) et contenant les descriptions des expériences et des études théoriques qui seront réalisées dans le cadre de la mission spatiale interplanétaire : International Solar Polar Mission. Il sera publié par l'ESA (European Space Agency) dans la série ESA-SP.

VOORWOORD

De tekst "I.S.P.M. Interdisciplinary Study of Directional Discontinuities" zal opgenomen worden in een monografie uitgegeven door P. Wentzel (ESTEC). De experimenten en de theoretische studies die gerealiseerd zullen worden in het kader van de interplanetaire ruimtezending : "International Solar Polar Mission" zijn erin beschreven. De tekst zal gepubliceerd worden door ESA (European Space Agency) in de serie ESA-SP.

VORWORT

Der Text "I.S.P.M. Interdisciplinary Study of Directional Discontinuities" wird in einer Monographie von P. Wentzel (ESTEC) geschrieben werden. Es gibt Beschreibungen von Experimenten und theoretische Studien die im Rahmen von der interplanetarischen Raummission : International Solar Polar Mission werden realisiert werden. Der Text wird herausgegeben werden bei ESA (European Space Agency) in der Serie ESA-SP.

I.S.P.M. INTERDISCIPLINARY STUDY OF DIRECTIONAL
DISCONTINUITIES

by

J. LEMAIRE* (P.I.), M. ROTH* (Co-I.), M. SCHERER* (Co-I.)

and M. SCHULZ** (Co-I.)

Abstract

The solar-wind plasma is not the uniform medium that most theoreticians have imagined for the purpose of constructing analytical models. Indeed, it contains large-scale as well as small-scale plasma irregularities or inhomogeneities. These collisionless plasma irregularities can be considered 'plasmoids' according to the definition given by Bostick [1] as 'plasma-field entities'. Two adjacent plasma elements are separated by current layers which are sometimes as thin as a few ion gyroradii (1000-3000 km). Across directional discontinuities the magnetic-field direction and intensity change rapidly. Depending on the type of variation shown by the magnetic field and plasma parameters, a directional discontinuity can be either a tangential discontinuity, a shock, a contact discontinuity, or a true rotational discontinuity. Theoretical models of these discontinuities will be developed as part of the ISPM project. The magnetic and particle observations obtained during the ISPM will be used to check these models, and consequently to identify fundamental plasma-physical processes.

* Institut d'Aéronomie Spatiale de Belgique, 3, avenue Circulaire, B-1180 Bruxelles, Belgium.

** Aerospace Corporation, El Segundo, California, USA.

Résumé

Le plasma du vent solaire n'est pas le milieu uniforme que la plupart des théoriciens ont imaginé dans leurs modèles analytiques. Bien entendu, il contient des irrégularités de plasma de grande et de petite échelle. On peut considérer ces irrégularités de plasma sans collision comme étant des 'plasmoids', l'on se réfère à la définition de Bostick [1] : c.à.d. 'des entités plasma-champ'. Deux éléments de plasma adjacents sont séparés par des couches de courants d'une épaisseur de seulement quelques rayons de gyration ionique (1000-3000 km). En traversant des discontinuités directionnelles, la direction et l'intensité du champ magnétique changent rapidement. Dépendant de la variation du champ magnétique et des paramètres du plasma, une discontinuité directionnelle peut aussi bien être une discontinuité tangentielle, une onde de choc, une discontinuité de contact, ou une véritable discontinuité de rotation. Les modèles théoriques de ces discontinuités seront développés dans le cadre du projet ISPM (International Solar Polar Mission). Les observations du champ magnétique et des particules, obtenues durant l'ISPM, seront utilisées pour vérifier ces modèles théoriques et, par conséquent, pour l'identification des processus fondamentaux de la physique du plasma interplanétaire.

Samenvatting

Het zonnewindplasma is niet het uniforme medium dat de meeste theoretici bedacht hebben om analytische modellen te kunnen opbouwen. Uiteraard bevat het onregelmatigheden zowel op grote als op kleine schaal. Deze botsingvrije plasma-onregelmatigheden kunnen beschouwd worden als "plamoïden" zoals zij gedefinieerd werden door Bostick [1]. Twee aangrenzende plasma-elementen worden gescheiden door stroomlagen waarvan de dikte soms slechts enkele gyrostralen bedraagt (1000-3000 km). Bij het doorkruisen van de gerichte discontinuïteiten, veranderen de richting en de intensiteit van het magnetisch veld zeer snel. Al naar gelang de variatie van het magnetisch veld en de plasma-parameters is een gerichte discontinuïteit een tangentiële discontinuïteit, een schokgolf, een kontakt-discontinuïteit of een reële rotatiediscontinuïteit. Theoretische modellen voor deze discontinuïteiten zullen ontwikkeld worden in het kader van het ISPM (International Solar Polar Mission)-project. De waarnemingen van het magnetisch veld en van de deeltjes, ondernomen tijdens de ISPM, zullen gebruikt worden om deze theoretische modellen te controleren en bijgevolg om fundamentele processen van de interplanetaire plasma-fysica te identificeren.

Zusammenfassung

Das Sonnenwindplasma ist nicht als einheitliche Milieu, das viele Theoretiker erwägt haben, um analytische Modellen zu bauen. Natürlich enthält das Plasma Unregelmäßigkeiten in kleinem und grossem Umfang, oder Heterogenitäten. Diese stossfreie Plasma-unregelmäßigkeiten können betrachtet werden wie 'Plasmoiden', wenn wir uns basieren auf der Definition von Bostick [1]: m.a.w. 'Entitäten aus dem Plasmafeld'. Zwei angrenzende Plasma-elemente werden getrennt durch Stromschichten, zuweilen so dünn wie einige Ionen "Gyroradius" (1000-3000 km). Im Kreuzung der gerichteten Unterbrechungen ändern die Richtung und die Intensität von dem magnetischen Feld sehr schnell. Abhängig von der Variation, vom magnetischen Feld und den Plasma-parametern, kann eine gerichtete Unterbrechung ebenso gut eine tangential Unterbrechung sein, eine Stosswelle, eine Kontaktunterbrechung oder eine reelle Rotationsunterbrechung. Die theoretischen Modellen von diesen Unterbrechungen werden entwickelt werden im Rahmen vom ISPM Projekt. Die Beobachtungen von dem magnetischen Feld und von den Partikeln, festgestellt während des ISM Projektes, werden benutzt werden zur Kontrolle von diesen Modellen und folglich zur Identifizierung von fundamentalen Prozessen von interplanetarischem Plasma-Physik.

Figure 1 shows the values of the three components of the magnetic field vector as measured by the GSFC magnetometer on Explorer 43 during a brief time interval on 24 March 1971. The spacecraft penetrated at 16:33:48 UT, through a current layer into what has been called a "magnetic hole" [2]. At 16:33:58 the spacecraft emerged from this region of low magnetic-field intensity, and thereafter the field recover its IMF background value of 7 nT. This spectacular event has been chosen here to illustrate the observation of a directional discontinuity in the solar wind at 1 AU in the ecliptic plane. Note that only one component (B_y) of the magnetic field changes. This variation is similar to that illustrated in the upper panel of Figure 2. The latter is the result of a model calculation based on a kinetic plasma theory of tangential discontinuities, as developed by Lemaire and Burlaga [3, 4]. In addition to the change of the magnetic field intensity (B_y) produced by an electric current (J) flowing parallel to the x axis, there is also a smooth variation of the plasma density (N), of the ion flow speed (V), of the kinetic temperature (T_e and T_i), and of the electric potential (ϕ) when the surface of discontinuity is traversed along the z axis, normal to the current sheet. The small fractional density of electric charges ($\Delta n/n$) required for $\phi(z)$ to satisfy Poisson's equation is shown in the bottom panel of Figure 2. It can also be seen that the polarization electric field (E_z) which builds up in the direction normal to the surface of the magnetic hole reaches an intensity of 0.027 mV/m for the case illustrated in figure 2.

At the surface of a "plasma-field entity" or plasmoid [1] like that illustrated in Figures 1 and 2, all physical quantities vary significantly over distances of the order of the average proton gyro-radius in the solar-wind plasma. Considering that the irregularity of Figure 1 is convected with the solar wind at a speed ~ 400 km/sec, the minimum thickness of the current layer can be estimated from the time required for traversal, which in the present case is almost 4 sec; if we assume normal incidence, we obtain a sheet thickness of about 1600 km

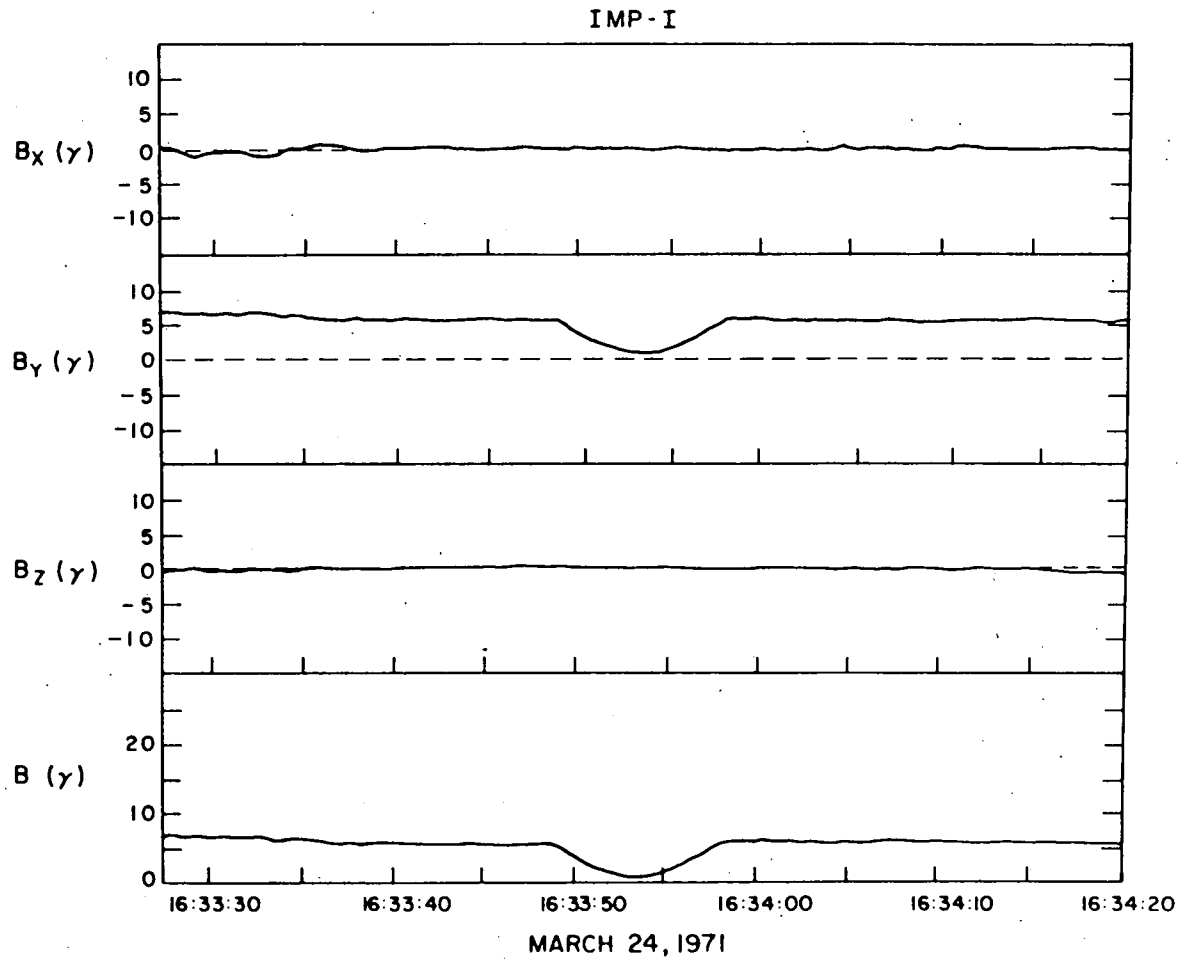


Fig. 1.- Magnetic hole observed in the solar wind with GSFC magnetometer on Explorer 43. The magnetic-field components are given in a frame of reference determined by minimum variance analysis [2].

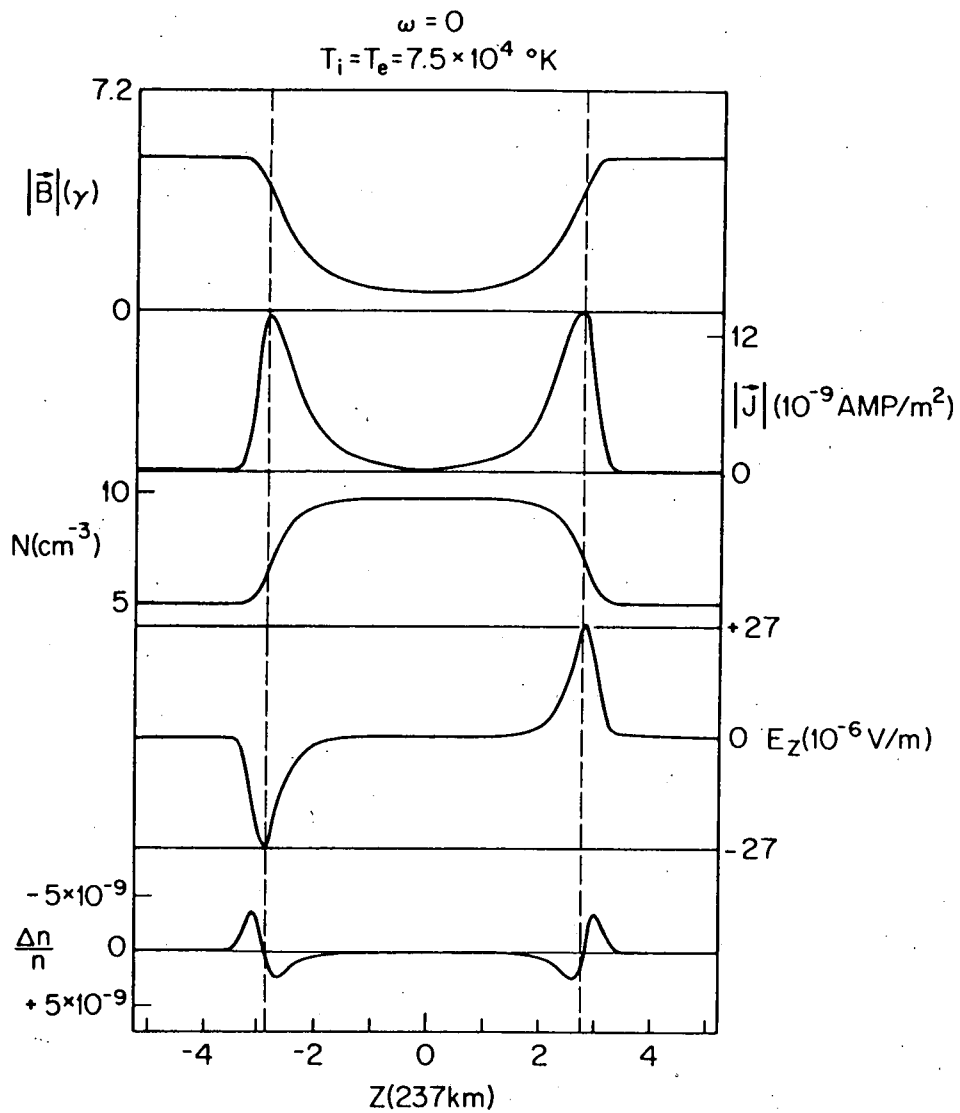


Fig. 2.- Model calculation of an isothermal magnetic hole in which the magnetic field intensity decreases to 1 nT without changing direction and then increases symmetrically to its initial value [4].

or 10 proton gyroradii, at most. In the example of Figure 2 the current sheets are even thinner than this.

The time resolution of present-day magnetic-field measurements in space is usually high enough to determine the fine structure of such sharp magnetic-field "discontinuities", but the best time resolution for direct plasma measurements is generally much lower. A time of at least 10-12 sec (equal to the spin period) is required to sample particles in all energy ranges and in all velocity directions. Consequently, the maximum time resolution for plasma instruments corresponds to just one complete velocity distribution for each spacecraft rotation, i.e., one distribution for every 10 or 12 sec. Over such a long period of time the spacecraft has traveled a distance of 4000 km or more in the frame of the supersonic solar-wind plasma. The spin-stabilized platform on the cancelled ISPM spacecraft would have given the scientific community a unique opportunity to obtain detailed 3-dimensional particle-velocity distributions at time intervals shorter than the traversal time of the sharpest directional discontinuities.

Since the actual time resolution of solar-wind plasma instruments will be much larger than the time ($\sim 1-5$ sec) required for the interplanetary vehicle to pass through a thin current sheet, interpretation of the observations will be much more difficult than had originally been anticipated. The particle fluxes measured in successive energy channels and successive solid angles must now be compared directly with the corresponding values deduced from theoretical velocity distributions calculated at different depths in the current sheet. This detailed comparison of theoretical calculations with magnetic-field and particle-flux measurements is one of the first objectives of the present Interdisciplinary Study of Directional Discontinuities in the Solar Wind conducted as part of the International Solar Polar Mission program.

In Figure 1 the magnetic-field direction inside the magnetic hole is parallel to the external IMF, but this is a rather exceptional event. In general the direction of the B-field on one side of the current layer makes an angle (θ) with the field direction on the other side of the surface of discontinuity. Depending on this angle, on the field intensities, and on the plasma pressures, densities, and bulk speeds on both sides, one can allocate all one-dimensional (1D) directional discontinuities (DD's) among the various categories which have been described in a paper by Hudson [5] published several years ago (see also Landau and Lifschitz [6] for such a classification).

The simplest (but also the rarest) events are those for which the magnetic component normal to the surface of discontinuity is exactly zero. Such a plasma structure is called a tangential discontinuity (TD). The magnetic-field lines then run parallel to the current sheet. To model a tangential discontinuity it is convenient as a first approximation to assume that the surface currents are coplanar sheets extending from $-\infty$ to $+\infty$ in directions perpendicular to the z axis. Figure 3 illustrates how the magnetic-field vector, as calculated by Roth [7] using a kinetic theory, rotates across such a one-dimensional TD. The plasma-and-field boundary conditions assumed on the two sides of this TD correspond to typical values observed on the inner and outer sides of the earth magnetopause, the numerical model developed at the Institute of Space Aeronomy in Brussels can be applied directly to tangential discontinuities already observed in the solar wind at low heliographic latitudes as well as those which might be discovered during the ISPM mission out of the ecliptic plane [7, 12].

When the magnetic-field intensity has a nonvanishing component normal to the current sheet, the directional discontinuity is then often called "rotational discontinuity" (RD) [8]. Note that (in this category) one must distinguish among contact discontinuities, oblique shocks, non-oblique shocks, double layers and true rotational discontinu-

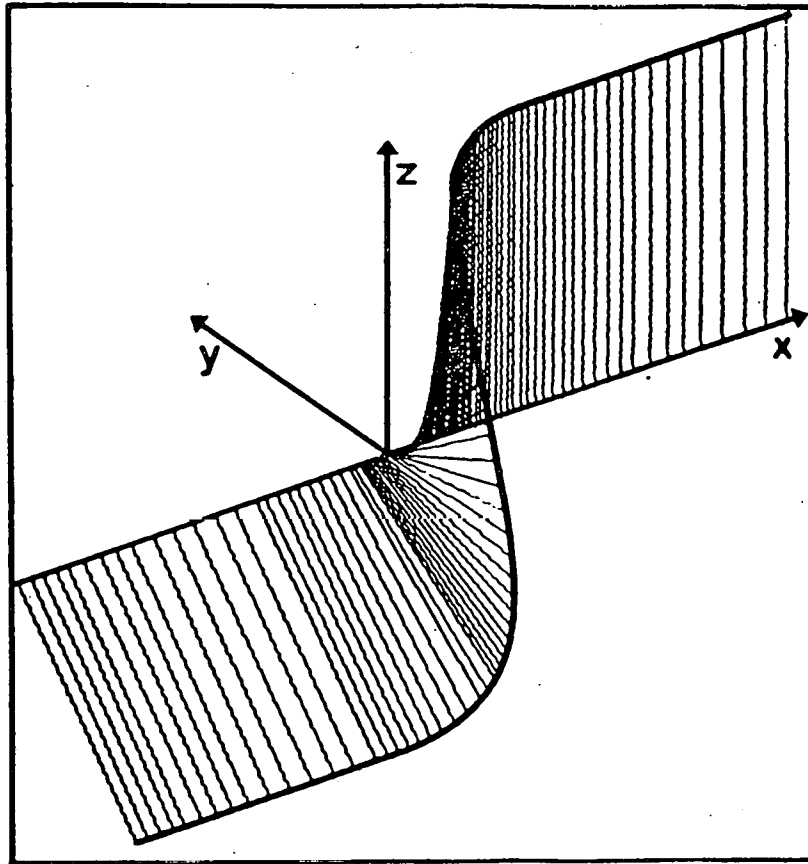


Fig. 3.- 3D representation of changes in direction and length of magnetic-field vector across a tangential discontinuity perpendicular to the x axis. The plasma-and-field boundary conditions at $x = \pm \infty$ correspond to typical conditions in the magnetosphere and in the magnetosheath, respectively. The total length of the x axis is 1075 km. The lengths of the y and z axes are both 45 nT [7, 12].

ities [5, 6]. A common feature for all these discontinuities is that magnetic-field lines and flux tubes penetrate through the current sheet : they traverse the magnetic hole, slab, or filament, as is illustrated in Figure 4.

From Figure 4 it can be seen that the configuration of magnetic-field lines depends drastically on the direction θ and on the intensity (\vec{B}_∞) of the constant external magnetic field. The magnetic field (\vec{b}) carried by the plasma element is parallel to the axis of the cylindrical plasmoid; it is produced here by a solenoidal surface-current system (J). In contrast to the case of one-dimensional TD illustrated in Figures 2 and 3, the magnetic flux inside the plasma-field irregularity here is linked to the magnetic flux outside. In all the 2D models of cylindrical plasmoids illustrated in figure 4, there are only two lines along which B_n , the magnetic-field component normal to the surface layer is precisely zero; only along these two lines or in their vicinity can the structure of the discontinuity be described as approximately a TD. Everywhere else the discontinuity is an RD, since B_n is not equal to zero.

A completely satisfactory kinetic theory describing the detailed structure of RD's has not yet been published, as far as we know. Thus, it will also be one of the objectives of the present Interdisciplinary Study to develop 1D, 2D, and possibly 3D models of directional discontinuities for which $B_n \neq 0$.

When the angle θ between the magnetic-field directions inside and outside the plasmoid is made equal to 180° , the magnetic lines all become parallel to the axis of the infinitely long solenoidal current system. Under these circumstances, there is no longer a magnetic connection between the interior of the solenoid and the magnetic flux outside. This isolation results from the assumption that the solenoid has infinite length. In the real world, however, plasmoids are always of

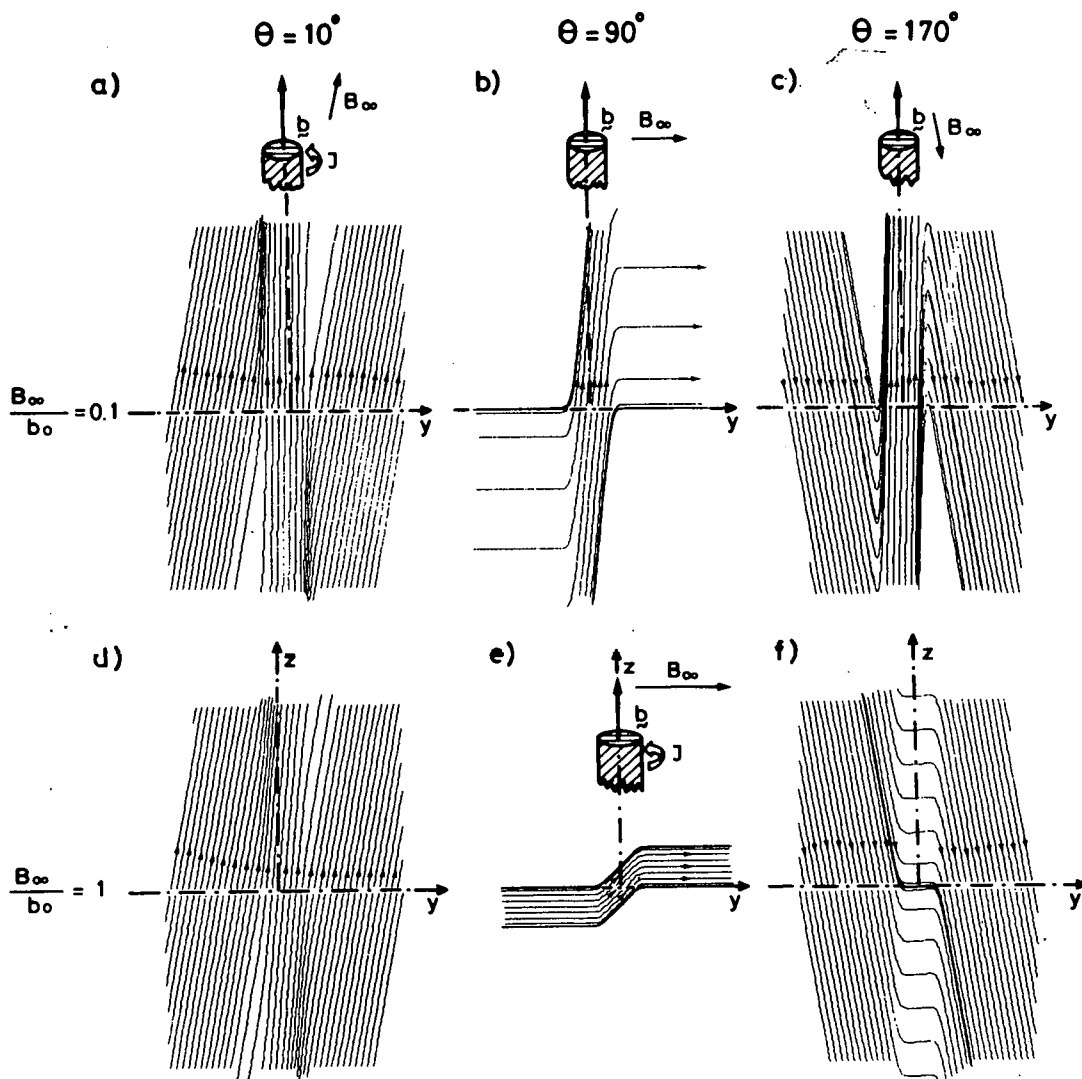


Fig. 4.- Configuration of magnetic field lines produced by an infinitely long solenoidal current system superposed on a uniform external magnetic field (\vec{B}_∞). The angle θ between the axis of symmetry of the cylindrical currents (\vec{J}) and the external field is assumed to be 10° , 90° and 170° , respectively. The intensity of the external field relative to the solenoidal magnetic field (\vec{b}) varie from 0.1 (top panels a, b, c) to 1.0 (bottom panels d, e, f). Note the interconnection of magnetic flux inside and outside the filament, except in the ideal cases $\theta = 180^\circ$ (i.e., for special magnetic holes like those of Figures 1 and 2) and $\theta = 0^\circ$ (i.e., for some special magnetic anti-holes [4]).

finite extent, and (as for all solenoids of finite length) there is inter-connection between the magnetic flux inside and outside. This discussion shows that it is sometimes misleading to use two-dimensional models (and a fortiori 1D models) to represent the three-dimensional reality [9].

When the angle θ is equal to 180° , the magnetic pressure inside the plasmoid is smaller than that outside, as is illustrated by the magnetic holes shown in Figures 1 and 2. "Magnetic humps" or "anti-holes" which are sometimes observed in the solar wind (e.g., in [2]) have also been interpreted by Burlaga and Lemaire [3] as magnetized filaments, but in these cases the angle θ is almost equal to zero instead of 180° .

There is no reason to restrict the plasma current system to be solenoidal only. Figure 5 shows the magnetic-pressure distribution in the xy plane, which is a cross section of a cylindrical plasmoid for which solenoidal currents have been combined with additional currents flowing parallel to the axis of symmetry of the infinitely long cylinder. In this case both solenoidal and toroidal magnetic fields must be superposed on the external field \vec{B}_∞ . Plasma distributions generating such a magnetic-field structure can be imagined and constructed. Such plasmoids are in mechanical equilibrium if the distribution of kinetic pressure satisfies the equation $p + (B^2/2\mu_0) = \text{constant}$, and other (more complicated) relations for the off-diagonal components of the pressure tensor p . If the perpendicular plasma pressure p is reduced inside this plasma element, then the cross section and volume of the plasma element will shrink until the pressure balance between the inside and outside is eventually achieved, possibly after a few hydromagnetic oscillations.

Not only one-dimensional, but also two-dimensional models of TD's and RD's of infinite extent, in at least one direction, are sometimes poor mathematical representations of real 3D plasmoids, which can

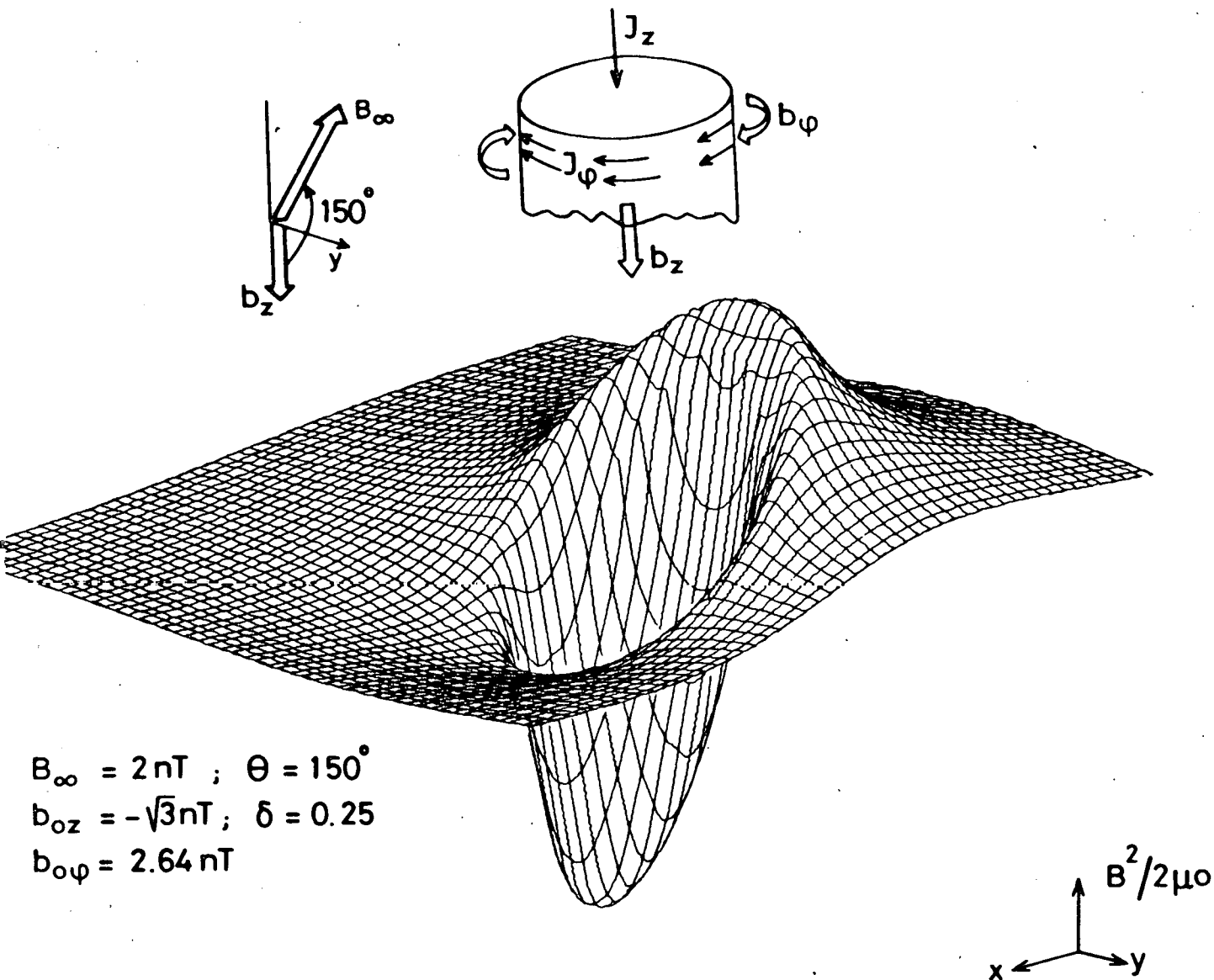


Fig. 5.- Distribution of magnetic pressure ($B^2/2\mu_0$) across a 2D solenoidal plasma filament in an external magnetic field \vec{B}_∞ of 2 nT. The solenoidal currents (\vec{J}_ϕ) produce a magnetic-field perturbation (\vec{b}_z) parallel to the axis of symmetry of the filament. The central value of b_z is $-\sqrt{3}$ nT. The thickness of the current layer is 0.25 times the radius of the solenoid. There are also currents (J_z) flowing parallel to the z-axis and producing a toroidal field perturbation (\vec{b}_ϕ). The inclination of the external field is $\theta = 150^\circ$. Note that the magnetic energy density is depressed in the middle of this magnetic hole or filament. To avoid expansion or implosion of this B-field distribution, the current-carrying plasma must have a kinetic-pressure distribution such that $p + (B^2/2\mu_0) = \text{constant}$.

assume any shape (as clouds in the gravitational field do) [9]. In addition to having a finite volume, a finite mass, and finite linear and angular momenta, actual solar-wind plasma elements can have finite magnetic dipoles and other multipoles. Moreover, a plasmoid having a finite dipole moment may interact significantly with the magnetic dipole of another magnetized plasmoid, or even with the magnetic dipole of a planetary magnetosphere [10, 11].

All these problems of basic plasma physics need to be addressed from various theoretical viewpoints, but only detailed and reliable plasma and field observations will be able to tell us which are the best or most realistic theoretical models among those proposed to describe these microscale plasma structures.

Under certain extreme physical conditions one could expect that plasma instabilities will occur at sharp directional discontinuities in regions where the plasma and magnetic field change rapidly. However, from the rather smooth variation of magnetic-field components observed across a variety of directional discontinuities in the solar wind (e.g., in Figure 1), it can be concluded that within many thin plasma structures perturbations with wave lengths between 1000 km and 10 km (i.e., with periods between 3 sec and 0.04 sec) are not significantly unstable, i.e., that the amplitude of such waves does not grow exponentially with a time constant ≤ 3 sec. This conclusion does not exclude the possibility that certain categories of directional discontinuity may be dynamically unstable, or that TD's or RD's can be sources or generators of higher-frequency waves. The spectra of any waves generated will be observed during the ISPM. We expect to compare these with theoretical spectra that we plan to calculate as part of the IDS project. How much does the presence of such waves invalidate the collisionless (or zero-order kinetic) approximation used to model these plasma discontinuities? This is a fundamental question that we wish also to address as part of our ISPM project. High-resolution AC magnetic

and electric-field measurements would have been of great help in sorting out the most realistic models for describing the generation of such waves at sharp DD's.

The distribution of directional discontinuities in the ecliptic plane is already well documented in the literature, but we know nothing about their distribution at higher heliographic latitudes. Their frequency of occurrence, their type, their thickness, and their orientation are important statistical quantities that should also be investigated during the ISPM and compared to the same quantities for ecliptic latitudes. In this way the present interdisciplinary study of directional discontinuities in the solar wind should not only contribute to the improvement of our knowledge of the 3-dimensional solar wind and of its microscale structure, but it might also help toward an increased understanding of basic plasma physics.

REFERENCES

- [1] BOSTICK, W.H., Experimental study of ionized matter projected across a magnetic field, *Phys. Rev.*, 104, pp. 292-299, 1956.
- [2] TURNER, J.M., BURLAGA, L.F., NESS, N.F. and LEMAIRE, J., Magnetic holes in the solar wind, *J. Geophys. Res.*, 82, 1921-1924, 1977.
- [3] LEMAIRE, J. and BURLAGA, L.F., Diamagnetic boundary layers: A kinetic theory, *Astrophys. Sp. Sci.*, 45, 303-325, 1976.
- [4] BURLAGA, L.F. and LEMAIRE, J., Interplanetary magnetic holes: Theory, *J. Geophys. Res.*, 83, 5157-5160, 1978.
- [5] HUDSON, P.D., Discontinuities in an anisotropic plasma and their identification in the solar wind, *Planet. Space Sci.*, 18, 1611-1622, 1970.
- [6] LANDAU, L.D. and LIFSHITZ, E.M., *Electrodynamics of continuous media*, 417 pp., Pergamon Press, London, 1960.
- [7] ROTH, M., A microscopic description of interpenetrated plasma regions, in "Proceedings of Magnetospheric Boundary Layers Conference", Alpbach, 11-15 June, 1979, ESA SP-148, August 1979, pp. 295-309.
- [8] BURLAGA, L.F., Directional discontinuities in the interplanetary magnetic field, *Solar Phys.*, 7, 54-71, 1969.
- [9] LEMAIRE, J. and ROTH, M., Differences between solar wind plasmoids and ideal magnetohydrodynamic filaments, *Planet. Space Sci.*, 29, 843-849, 1981.
- [10] LEMAIRE, J., RYCROFT, M.J. and ROTH, M., Control of impulsive penetration of solar wind irregularities into the magnetosphere by the interplanetary magnetic field direction, *Planet. Space Sci.*, 27, 47-57, 1979.
- [11] LEMAIRE, J., The magnetospheric boundary layer: A stopper region for a gusty solar wind, in "Quantitative Modeling of Magnetospheric Processes", *Geophys. Monogr. Ser.*, Vol. 21, W.P. Olson, AGU, Washington D.C., 1979, pp. 412-422.

[12] ROTH, M., La Structure Interne de la Magnétopause, Thèse Doctorat, University Libre de Bruxelles, published in Aeronomic Acta A n°221, (Institut d'Aéronomie Spatiale, 3, avenue Circulaire, B-1180 Bruxelles, Belgium), 1980.