

INSTITUT D'AERONOMIE SPATIALE DE BELGIQUE

3 - Avenue Circulaire

B - 1180 BRUXELLES

AERONOMICA ACTA

A - N° 269 - 1983

Acetonitrile in the atmosphere

by

G. BRASSEUR, E. ARIJS, A. DE RUDDER,

D. NEVEJANS and J. INGELS

BELGISCH INSTITUUT VOOR RUIMTE-AERONOMIE

3 - Ringlaan

B - 1180 BRUSSEL

FOREWORD

This paper will appear in Geophysical Research Letters.

AVANT-PROPOS

Cet article sera publié dans Geophysical Research Letters.

VOORWOORD

Deze tekst zal verschijnen in Geophysical Research Letters.

VORWORT

Dieser Text wird herausgegeben werden in Geophysical Research Letters.

ACETONITRILE IN THE ATMOSPHERE

by

G. BRASSEUR(*), E. ARIJS, A. DE RUDDER, D. NEVEJANS

and J. INGÈLS

Abstract

The vertical distribution of acetonitrile between 0 and 55 km altitude is calculated assuming that CH_3CN is released at the Earth's surface and that the main loss process in the stratosphere is the reaction with hydroxyl radicals. The influence of different possible surface concentrations is investigated. The role of the destruction of CH_3CN by Cl, as well as the use of different eddy diffusion coefficients is briefly discussed. The results are compared with recent measurements of acetonitrile.

Résumé

La distribution verticale dans l'atmosphère de CH_3CN entre les altitudes de 0 et 55 km est calculée en considérant que la molécule de CH_3CN est émise au niveau du sol et détruite dans la stratosphère par le radical hydroxyle. Les effets des incertitudes sur la concentration de CH_3CN au sol sont envisagés. La possibilité d'une destruction du CH_3CN par l'atome de chlore est envisagée. De même, l'effet d'une variation des coefficients de transport vertical est discuté. Les résultats du modèle sont comparés avec des observations récentes du CH_3CN .

(*) Aspirant au Fonds National de la Recherche Scientifique.

Samenvatting

De verticale verdeling van acetonitriël tussen 0 en 55 km wordt berekend in de veronderstelling dat de emissie van CH_3CN gebeurt vanaf de grond, en dat het belangrijkste verlies in de stratosfeer de reactie is met hydroxylradikalen. De invloed van verschillende concentraties aan het oppervlak wordt onderzocht. De vernietiging van CH_3CN door Cl , alsook het gebruik van verschillende turbulente diffusiecoëfficiënten wordt bondig besproken. De resultaten worden vergeleken met recente CH_3CN metingen.

Zusammenfassung

Die Vertikalverteilung von der Azetonitril zwischen 0 und 55 km wird berechnet wenn man voraussetzt das die Emission von CH_3CN geschieht von den Boden, und das der wichtigste Verlust in der Stratosphäre die Reaktion ist mit Hydroxylradikalen. Der Einfluss von verschiedenen Konzentrationen am Boden wird untersucht. Die Vernichtung von CH_3CN durch Cl und die Benutzung von verschiedenen turbulente Diffusionkoeffizienten wird bündig besprochen. Die Resultaten werden vergleicht mit rezenten CH_3CN Messungen.

INTRODUCTION

Acetonitrile appears to play a considerable role in the formation of stratospheric ions (Arnold *et al.*, 1977; Arijs *et al.*, 1978, 1980, 1983a; Henschen and Arnold, 1981; Arnold and Henschen, 1982). Recent determinations of CH_3CN concentrations in the middle atmosphere (Arijs *et al.*, 1983b) and at ground level (Becker and Ionescu, 1982) as well as new laboratory data (Harris *et al.*, 1981; Zetsch, 1981, 1982 and Fritz *et al.*, 1982) have stimulated us to develop a model to calculate a CH_3CN profile. The results of such model calculations are presented here and compared to CH_3CN mixing ratios deduced from ion mass spectrometric data obtained between 20 and 55 km altitude.

ACETONTRILE BUDGET


The origin of acetonitrile is not yet well understood. According to recent measurements by Becker and Ionescu (1982) however, large quantities of CH_3CN are known to be released when burning bush and grass. This indicates that appreciable amounts of this gas could be produced in the tropical regions in connection with agricultural practices and partly injected in the stratosphere through the equatorial Hadley cell. It is also well known that tobacco smoke contains high nitrile concentrations (Schmetz and Hoffman, 1977). Moreover, it is likely that industrial releases, synthetic rubber manufacturing and turbine emissions contribute significantly to the acetonitrile source (Graedel, 1978).

The recent measurements of CH_3CN by Becker and Ionescu (1982) have been carried out using a gas chromatography mass spectrometric technique and are based on a few samples collected near the ground at different locations in Europe. The reported mixing ratios

vary between 2 and 7 ppbv, except for one sample taken in a rural area close to a bush and grass fire, where the CH₃CN mixing ratio reached 35 ppbv. If these measurements appear to be correct and to represent global average conditions, a mixing ratio of 5 ± 2 ppbv could be adopted as a background value at the Earth's surface. Local peaks in relation to man-made activity should also be considered. Comparison between observations made in the Northern and in the Southern Hemisphere should give an indication on the anthropogenic emissions versus the natural sources of CH₃CN.

According to the derivation of CH₃CN concentration from ion composition measurements (Arnold *et al.*, 1981; Henschen and Arnold, 1981; Arijs *et al.*, 1982, 1983a, 1983b), it appears that the mixing ratio of acetonitrile above the tropopause is less than 10 pptv, which is a factor of 500 lower than the value reported at ground level (Becker and Ionescu, 1982). If the latter are correct, a considerable sink for CH₃CN must exist in the troposphere.

In the stratosphere, an important loss process for acetonitrile is its reaction with OH:



The rate constant as measured by Harris *et al.* (1981) in the temperature range 298-424 K is

$$k_1 = 5.86 \times 10^{-13} \exp(-750/T) \text{ cm}^3 \text{ s}^{-1} \quad (2)$$

This constant is a factor of 2 higher than the value measured by Fritz *et al.* (1982) at 295 K and 7 torr and the one obtained by Zetsch (1981). Destruction by $O(^1D)$ and Cl should also be considered but, since the rates of these reactions are yet unknown, these processes will not be treated in detail here. The photodissociation of CH_3CN plays an insignificant role below the stratopause (figure 1) since the absorption cross section (Zetsch, 1982) becomes very small at wavelengths larger than 180 nm, i.e. in the spectral region of the solar radiation penetrating into the stratosphere. The photodissociation frequencies $J(CH_3CN)$ which we have calculated for two extrapolations of the absorption cross section above 185 nm as given by Zetsch (1982) are shown in figure 1.

MODELLING OF CH_3CN

In order to simulate the average behavior of CH_3CN in the atmosphere, the vertical distribution of this constituent has been calculated by means of a 1-D model (Brasseur *et al.*, 1982).

A given concentration at ground level and a zero flux at 100 km are specified as boundary conditions for CH_3CN . In a first calculation (curve 1 - fig. 2) the only loss process considered is the reaction with OH, for which the rate constant of Harris *et al.* (1981) is adopted. It is then found that in order to reproduce the CH_3CN distribution, as observed in the stratosphere an acetonitrile mixing ratio at the Earth's surface of 10 pptv must be specified. This number is far below the observations by Becker and Ionescu (1982) which are of the order of 5 ppbv.

To fit simultaneously these high values at ground level and the low stratospheric data (< 10 pptv) it is therefore necessary to

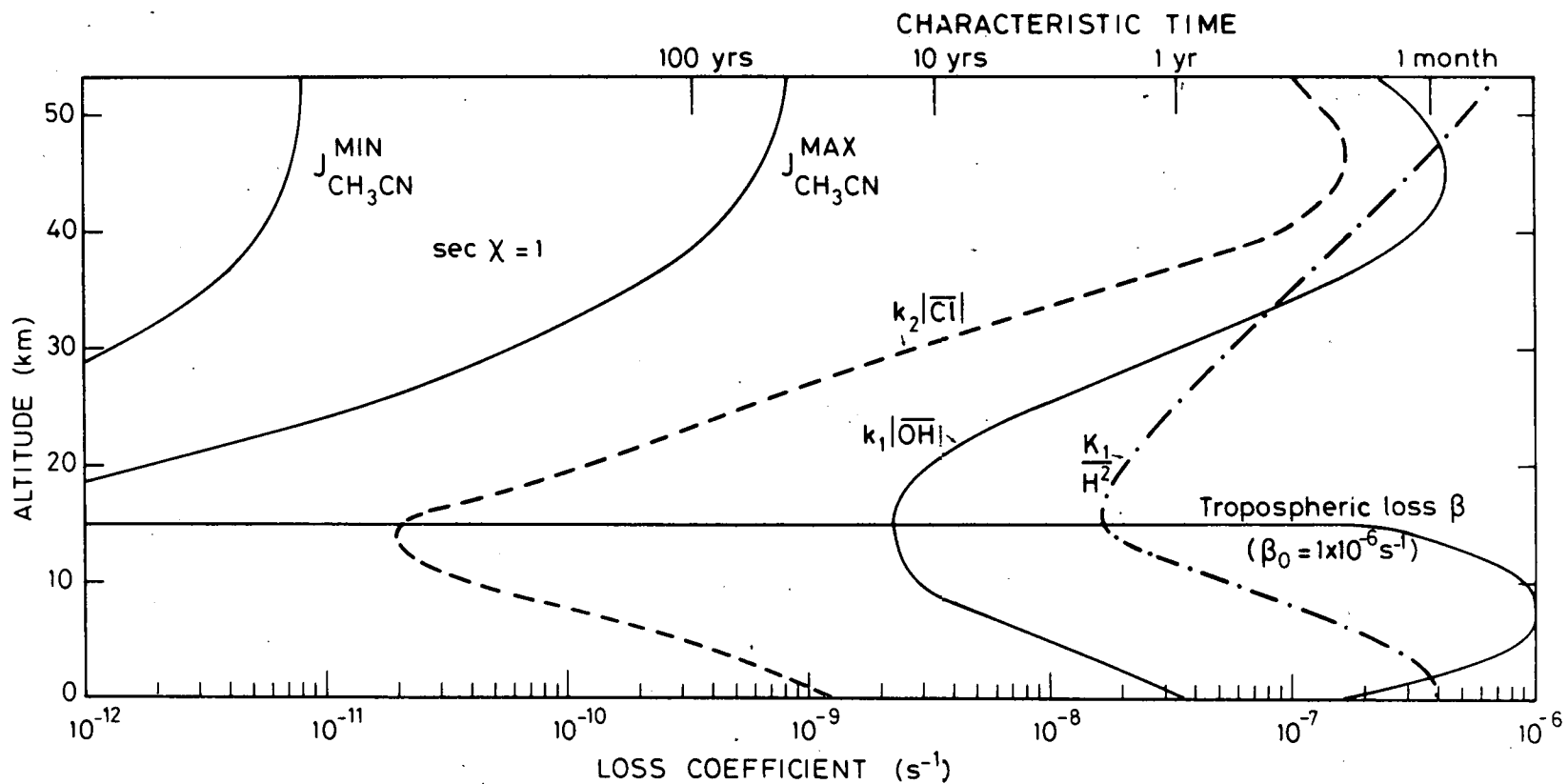


Fig. 1.- Loss coefficients of CH_3CN , due to the reaction with OH, Cl and the photodissociation. The loss coefficient of CH_3CN versus Cl is based on a rate constant assumed to be identical to that of CH_3Cl versus Cl. An example of the specified tropospheric loss (β) is also shown. The inverse of the characteristic time for diffusion is indicated by the dashed dotted lines.

introduce a supplementary sink in the troposphere. To consider such a possibility an arbitrary loss coefficient of the form

$$\beta = \beta_0 \left[1 - \left(\frac{z-8}{8} \right)^2 \right] s^{-1} \quad (3)$$

was introduced, where z is the altitude expressed in km. In fact the flux of acetonitrile, which is injected in the stratosphere is not affected by the detailed shape of the profile appearing in the adopted expression (3) but by the overall tropospheric lifetime of CH_3CN , which can be adjusted through the proper choice of β_0 .

To reproduce consistently both ground level and stratospheric data by model calculations, a tropospheric lifetime for acetonitrile of about 11 days must be adopted as illustrated by curve 2 in figure 2. From the model calculations (see table 1 - case 2) it then follows that these conditions imply a world emission of CH_3CN of about 400 MT/yr., corresponding to an annual injection of nitrogen of nearly 140 MT. Such a value can hardly be accepted without investigating the impact on the global atmospheric nitrogen cycle. This emission is indeed about 14 times larger than the source strength of NO_x from ammonia as determined by Levine (1982) and 8 to 32 times larger than the estimated NO_x production by lightning (Dawson, 1980; Hill *et al.*, 1980). It exceeds the estimated anthropogenic production of NO_x by a factor of 10 and is considerably larger than the natural release of NO from soils (Ehhalt and Drummond, 1981) and than the NO_x emission by biomass burning (Crutzen *et al.*, 1979; Ehhalt and Drummond, 1981). It should be noted however that the injected acetonitrile will not interfere with the NO_x budget if the main tropospheric loss would be direct wash-out of CH_3CN molecules by rain. At present however it is difficult to evaluate the effectiveness of such a wash-out, since little is known

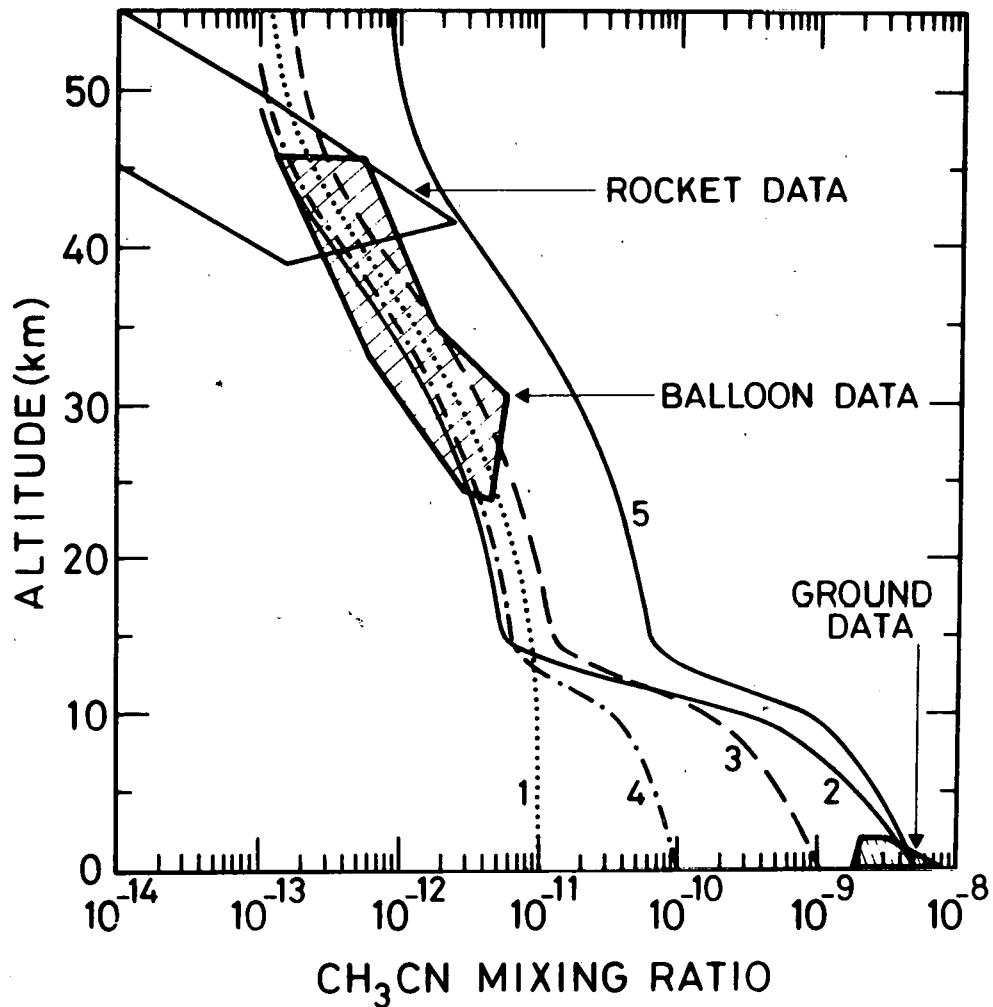


Fig. 2.- Calculated distribution of acetonitrile mixing ratios for the different cases of table 1 compared to experimental results. The area labelled "Rocket data" covers the data deduced from rocket ion mass spectrometry measurements (Arnold *et al.*, 1978, and Henschen and Arnold 1981). The area "balloon data" summarizes the range of CH_3CN mixing ratios, from balloon ion mass spectra (Arijs *et al.*, 1982, 1983a, 1983b; Arnold and Henschen, 1981; Henschen and Arnold, 1981). The area "ground data" represents the observations of Becker and Ionescu, 1982.

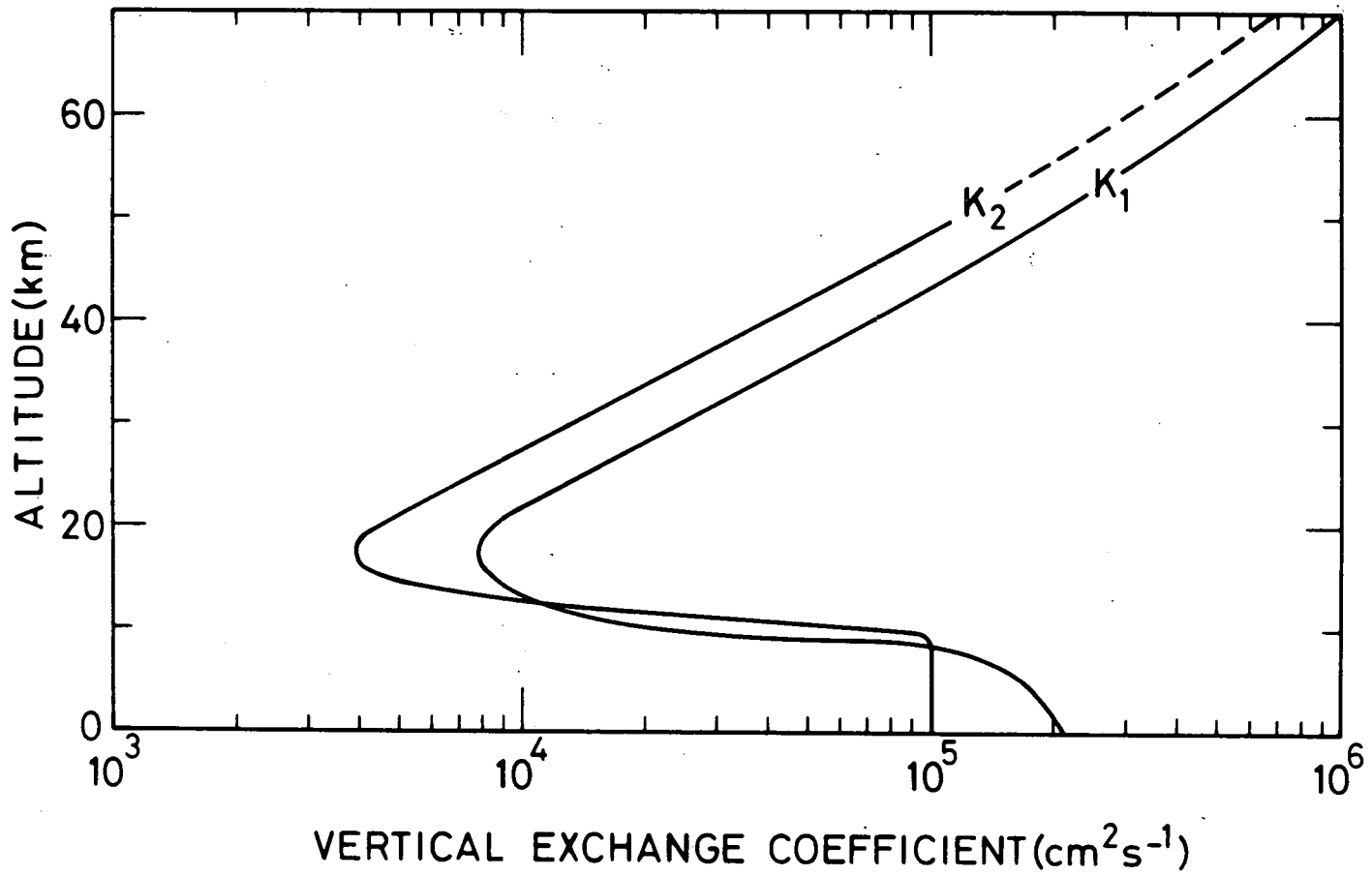


Fig. 3.- Vertical distribution of the eddy diffusion coefficients used in this work.

about the CH_3CN vapor pressure above aqueous solutions with low acetonitrile concentrations, at low temperatures.

Keeping in mind that the ground level concentrations reported by Becker and Ionescu (1982) may be more representative for polluted areas and could be far removed from global average conditions, we have also investigated cases with lower surface boundary conditions in our model calculations. Table 1 shows the different model cases considered together with the prescribed tropospheric lifetime of CH_3CN and the global emission which is required to balance the total atmospheric sink. The results of the calculations are also shown in figure 2.

Any further progress in our understanding of the acetonitrile budget requires new independent observations of CH_3CN in the troposphere, studies of individual source strengths and sinks of this molecule and investigations of a possible wash-out.

All calculations presented up to now have been performed with a rather large eddy diffusion coefficient K_1 (Brasseur *et al.*, 1982) assuming strong vertical mixing (see fig. 3). A computation with conditions similar to that of case 3 was made with the K_2 profile suggested by Massie and Hunten (1981). The latter, also represented in figure 3, leads to an increase by 40 percent of the characteristic diffusion time in the stratosphere. Although below 30 km the stratospheric acetonitrile distribution obtained with the K_2 profile of Massie and Hunten (fig. 4) is almost identical to these distributions derived using the K_1 profile, deviations appear above 30 km, leading to a factor of 4 difference at the stratopause. The distributions based on the K_2 profile seem to fit quite well the observations obtained from rocket flights (Arnold *et al.*, 1977; Henschen and Arnold, 1981) at high altitude.

Finally, the possibility of a supplementary destruction of CH_3CN by chlorine atoms has been considered. To our knowledge, the

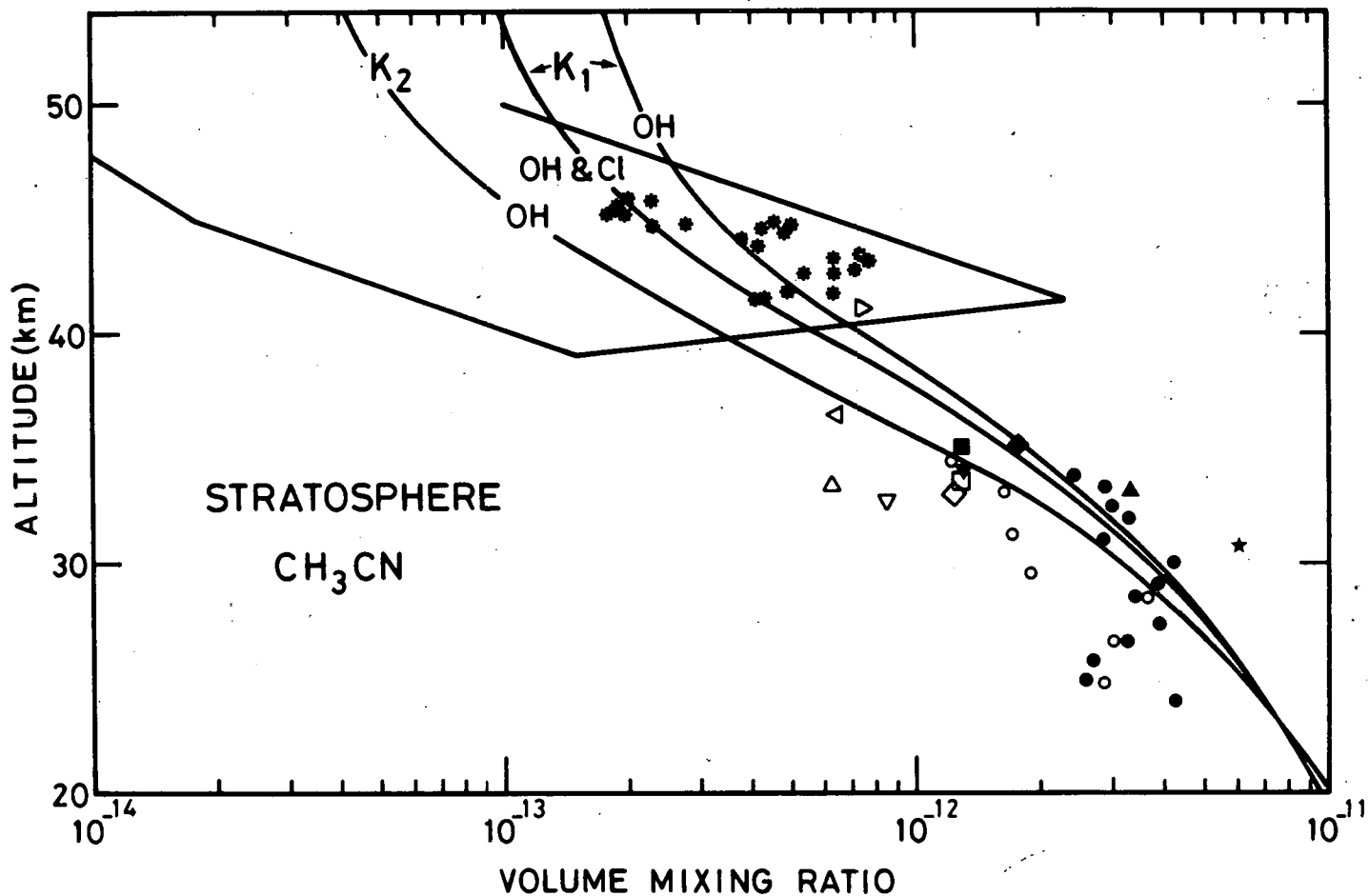


Fig. 4.- Vertical distribution of acetonitrile calculated for different eddy diffusion coefficients (see figure 3) assuming destruction by OH only and both OH and Cl. The measurements are again shown for comparison. Open symbols are data from Henschen and Arnold (1981) and full symbols those of Arijs *et al.* (1983a, 1983b).

rate of this reaction has never been measured but an order of magnitude can be inferred from similar reactions. We have adopted a rate constant k_2 equal to that of $\text{CH}_3\text{Cl} + \text{Cl}$, i.e. $3.4 \times 10^{-11} \exp(-1260/T) \text{ cm}^3 \text{ s}^{-1}$ as recommended by WMO (1982). The corresponding distribution of acetonitrile computed with this loss coefficient and the original large eddy diffusion coefficient K_1 is shown in fig. 4. The effect of chlorine could be significant, particularly in the upper stratosphere and could even be the dominant loss if the reaction rate was similar to that of $\text{CH}_3\text{OH} + \text{Cl}$. Laboratory work dealing with this question is urgently required.

CONCLUSION

Model calculations show that the available observations of acetonitrile can be consistently reproduced by making different assumptions about the processes affecting this molecule. A more detailed understanding of the CH_3CN budget in the atmosphere requires a better knowledge of the strengths of all plausible sources and of the exact loss rate in the troposphere and in the stratosphere. Supplementary observations of acetonitrile at ground level and in the whole troposphere (particularly in the vicinity of the tropopause) would give useful information about the various source strengths of CH_3CN , its tropospheric lifetime and its injection rate in the stratosphere. Moreover, measurements at different locations on the Earth's surface are required to confirm the recent observations reported by Becker and Ionescu (1982).

ACKNOWLEDGEMENTS

We would like to thank Prof. Dr. C. Zetsch for putting at our disposal the valuable information on the absorption cross sections of

CH₃CN and other non published material. We are also indebted to Drs. R. Zellner, K.H. Becker and A. Ionescu for providing preprints, and to Drs. O. Klais, P. Crutzen and P. Warneck for useful discussions and suggestions. This work was partly supported by the Chemical Manufacturers Association (contract 82-396).

TABLE 1.- Characteristics and results of different model runs.

Case	Mixing ratio at ground level	Loss coefficient β_0 (s ⁻¹)	Global lifetime	Required flux at ground level (cm ⁻² s ⁻¹)	Required World emission of CH ₃ CN (MT/yr)
1	1×10^{-11}	0	3 yrs	2.0×10^6	0.023
2	5×10^{-9}	2×10^{-6}	11 days	3.6×10^{10}	400
3	1×10^{-9}	1×10^{-6}	20 days	5.1×10^9	55
4	1×10^{-10}	0.5×10^{-6}	36 days	3.4×10^8	3.6
5	5×10^{-9}	1×10^{-6}	20 days	2.5×10^{10}	280

REFERENCES

- ARIJS, E., J. INGELS and D. NEVEJANS, Mass spectrometric measurements of the positive ion composition in the stratosphere, Nature, 271, 642-644, 1978.
- ARIJS, E., D. NEVEJANS, P. FREDERICK and J. INGELS, Stratospheric positive ion composition measurements, ion abundances and related trace gas detection, J. Atmos. Terr. Phys., 44, 43-54, 1982.
- ARIJS, E., D. NEVEJANS, P. FREDERICK and J. INGELS, Positive ion composition measurements between 33 and 20 km altitude, Annales Geophysicae, 1, 103-108, 1983a.
- ARIJS, E., D. NEVEJANS and J. INGELS, Unambiguous mass determination of major stratospheric positive ions, Nature, 288, 684-686, 1980.
- ARIJS, E., D. NEVEJANS and J. INGELS, Positive ion composition measurements and acetonitrile in the upper stratosphere, Nature, in press, 1983b.
- ARNOLD, F., H. BOHRINGER and G. HENSCHEN, Composition measurements of stratospheric positive ions, Geophys. Res. Lett., 5, 653-656, 1978.
- ARNOLD, F. and G. HENSCHEN, Positive ion composition measurements in the upper stratosphere - Evidence for an unknown aerosol component; Planet. Space Sci., 30, 101-108, 1982.
- ARNOLD, F., G. HENSCHEN and E.E. FERGUSON, Mass spectrometric measurements of fractional ion abundances in the stratosphere - Positive ions., Planet. Space Sci., 29, 185-193, 1981.
- ARNOLD, F., D. KRANKOWSKY and K.H. MARIEN, First mass spectrometric measurements of positive ions in the stratosphere, Nature, 167, 30-32, 1977.

- BECKER, K.H. and A. IONESCU, Acetonitrile in the lower troposphere, Geophys. Res. Lett., 9, 1349-1351, 1982.
- BRASSEUR, G., A. DE RUDDER and A. ROUCOUR, The natural and perturbed ozonosphere, Proc. of Int. Conf. on Environmental Pollution, Thessaloniki (Greece), A. Anagnostopoulos, Editor, p. 839-910, 1982.
- CRUTZEN, P.J., L.E. HEIDT, J.P. KRASNEC, W.H. POLLACK and W. SEILER, Biomass burning as a source of atmospheric gases, CO, H₂, N₂O, NO, CH₃Cl and COS, Nature, 282, 253-256, 1979.
- DAWSON, G.A., Nitrogen fixation by lightning, J. Atm. Sci., 37, 174-178, 1980.
- EHHALT, D.H. and J.W. DRUMMOND, The tropospheric cycle of NO_x, Internal Report, Kernforschungsanlage Jülich, 1981.
- FRITZ, B., K. LORENZ, W. STEINERT and R. ZELLNER, Laboratory kinetic investigations of the tropospheric oxidation of selected industrial emissions, in Proc. of Second European Symposium of Physico-Chemical Behavior of Atmospheric Pollutants, Ispra, Italy (Reidel Publ. Co.), p. 192-202, 1982.
- GRAEDEL, T.E., Chemical compounds in the Atmosphere, Academic Press, New York, 1978.
- HARRIS, G.W., T.E. KLEINDIENST and J.N. PITTS Jr., Rate constants of OH radicals with CH₃CN, C₂H₅CN and CH₂ = CH - CN in the temperature range 298-424K, Chem. Phys. Lett., 80, 479-483, 1981.
- HENSCHEN, G. and F. ARNOLD, Extended positive ion composition measurements in the stratosphere - Implications for neutral trace gases, Geophys. Res. Lett., 8, 999-1001, 1981.
- HILL, R.D., R.G. RINKER and H.D. WILSON, Atmospheric nitrogen fixation by lightning, J. Atmos. Sci., 37, 179-192, 1980.
- LEVINE, J.S., T.R. AUGUSTSSON and J.M. HOELL, Ammonia and the NO_x budget of the troposphere, 2nd Symposium on the Composition of the nonurban Troposphere, preprints, American Meteorological Society, 76-78, 1982.

- MASSIE, S.T. and D.M. HUNTEN, Stratospheric eddy diffusion coefficients from tracer data, J. Geophys. Res., 86, 9859-9864, 1981.
- SCHMETZ, J. and D. HOFFMAN, Nitrogen-containing compounds in tobacco and smoke, Chem. Rev., 77, 295-311, (1977).
- WMO, The stratosphere 1981 : Theory and Measurements, WMO Global Ozone Research and Monitoring Project, Report N° 11, 1982.
- ZETSCH, C., Rate constants for the reactions of OH with nitriles: acetonitrile, benzonitrile, and acrylonitrile, in NATO Advance Study Institute on Chemistry of the Unpolluted and Polluted Troposphere, Corfu, Greece, 1981.
- ZETSCH, C., private communication, 1982.