



Synthesis of Molecular Oxygen via Irradiation of Ice Grains in the Protosolar Nebula

O. Mousis¹, T. Ronnet¹, J. I. Lunine², R. Maggiolo³ , P. Wurz⁴ , G. Danger⁵, and A. Bouquet⁶

¹ Aix Marseille Univ, CNRS, CNES, LAM, Marseille, France; olivier.mousis@lam.fr

² Department of Astronomy, Cornell University, Ithaca, NY 14853, USA

³ Royal Belgian Institute for Space Aeronomy, BIRA-IASB, Ringlaan 3, B-1180 Brussels, Belgium

⁴ Physikalisches Institut, University of Bern, Sidlerstrasse 5, CH-3012 Bern, Switzerland

⁵ Aix-Marseille Université, PIIM UMR-CNRS 7345, F-13397 Marseille, France

⁶ Department of Space Research, Southwest Research Institute, 6220 Culebra Rd., San Antonio, TX 78228, USA

Received 2017 December 18; revised 2018 March 9; accepted 2018 March 12; published 2018 May 4

Abstract

Molecular oxygen has been detected in the coma of comet 67P/Churyumov–Gerasimenko with a mean abundance of $3.80 \pm 0.85\%$ by the ROSINA mass spectrometer on board the *Rosetta* spacecraft. To account for the presence of this species in comet 67P/Churyumov–Gerasimenko, it has been shown that the radiolysis of ice grain precursors of comets is a viable mechanism in low-density environments, such as molecular clouds. Here, we investigate the alternative possibility that the icy grains present in the midplane of the protosolar nebula were irradiated during their vertical transport between the midplane and the upper layers over a large number of cycles, as a result of turbulent mixing. Consequently, these grains spent a non-negligible fraction of their lifetime in the disk’s upper regions, where the irradiation by cosmic rays was strong. To do so, we used a coupled disk-transport-irradiation model to calculate the time evolution of the molecular oxygen abundance radiolytically produced in ice grains. Our computations show that, even if a significant fraction of the icy particles has followed a back and forth cycle toward the upper layers of the disk over tens of millions of years, a timespan far exceeding the formation timescale of comet 67P/Churyumov–Gerasimenko, the amount of produced molecular oxygen is at least two orders of magnitude lower than the *Rosetta* observations. We conclude that the most likely scenario remains the formation of molecular oxygen in low-density environments, such as the presolar cloud, prior to the genesis of the protosolar nebula.

Key words: astrobiology – comets: general – comets: individual (67P/Churyumov–Gerasimenko) – methods: numerical – solid state: volatile

1. Introduction

Molecular oxygen (O_2) has been detected in the coma of comet 67P/Churyumov–Gerasimenko (67P/C–G) with abundances in the 1%–10% range and a mean value of $3.80 \pm 0.85\%$ by the *Rosetta* Orbiter Spectrometer for Ion and Neutral Analysis-Double Focusing Mass Spectrometer (ROSINA) instrument on board the *Rosetta* spacecraft (Bieler et al. 2015). Moreover, the production rate of O_2 has been found to be remarkably correlated with that of H_2O in 67P/C–G’s coma, suggesting that both molecules come from the same icy phase (Bieler et al. 2015). A subsequent reanalysis of the Giotto mass spectrometry data shows that O_2 was also present in the coma of comet 1P/Halley with an abundance of $3.7 \pm 1.7\%$ with respect to water at the time of its encounter with the ESA spacecraft, suggesting that this species could be a common parent species in comets (Rubin et al. 2015).

To account for the O_2 abundance and the correlation of its production rate with that of H_2O in 67P/C–G, it has been shown that the radiolysis of ice grains in low-density environments, such as molecular clouds, is a mechanism capable of producing large amounts of O_2 from solid H_2O (Mousis et al. 2016). Meanwhile, it was also found that the radiolysis of icy grains in higher density environments, such as the midplane of protoplanetary disks, is not efficient enough to create amounts of O_2 comparable with those observed in 67P/C–G and 1P/Halley in timescales shorter than the lifetime of the protosolar nebula, even in the case of a strong cosmic-ray flux (CRF) engendered by the presence of a nearby supernova

(Mousis et al. 2016). It was then concluded that, if O_2 is an irradiation product of ice, this molecule was probably formed in the interstellar medium, prior to the formation of the PSN.

Here, we consider the alternative possibility that the icy grains present in the midplane of the PSN were irradiated during their transport toward its upper layers (see the illustration in Figure 1). This idea has been introduced in Mousis et al. (2017b) but never investigated to quantitatively estimate the fraction of O_2 produced during the vertical transport of grains. Due to turbulent mixing, the ice grains present in the midplane were lifted toward the upper layers of the disk and dragged down over a large number of cycles (Ciesla & Sandford 2012; Mousis et al. 2017b). Consequently, these grains spent a non-negligible fraction of their lifetime in the disk’s upper regions, where the irradiation by cosmic rays was strong. This irradiation, integrated over the disk lifetime, might cause some potentially significant production of O_2 , the extent of which is explored in the present work.

2. Disk Model and Transport Module

To mimic the vertical motion of particles, we used a simple description of the PSN structure (Chiang & Goldreich 1997; Hartmann et al. 1998; Ciesla & Sandford 2012). The gas surface density Σ_g , namely the gas column density integrated through the disk plane, and temperature T_d profiles of the disk model are given by

$$\Sigma_g(r) = 2000 \left(\frac{r}{1 \text{ au}} \right)^{-1} \text{ g cm}^{-2} \quad (1)$$

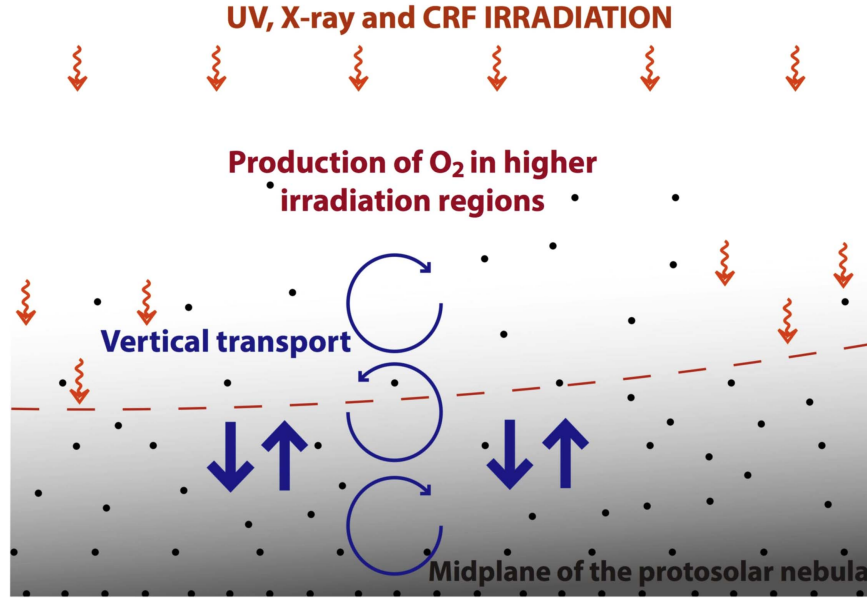


Figure 1. Illustration of the vertical transport of small icy grains toward disk regions where irradiation is strong and favors the formation of O_2 . Grains remain concentrated in the midplane of the disk because of gravitational settling and gas drag.

and

$$T_d(r) = 280 \left(\frac{r}{1 \text{ au}} \right)^{-1/2} \text{ K}, \quad (2)$$

where r is the heliocentric distance. These prescriptions are appropriate for flared disks around young T Tauri stars.

Using the assumption of vertical hydrostatic equilibrium for the gas, the disk's density is expressed as a function of heliocentric distance r and altitude z above the midplane as

$$\rho_g(r, z) = \rho_0(r) e^{-\frac{z^2}{2H_g^2}}, \quad (3)$$

with

$$\rho_0(r) = \frac{\Sigma_g(r)}{\sqrt{2\pi} H_g}, \quad (4)$$

where $H_g = c_g/\Omega_K$ is the gas scale height derived from the isothermal gas sound speed $c_g = \sqrt{R_g T_d / \mu_g}$ and the keplerian orbital frequency Ω_K . R_g is the ideal gas constant and μ_g is the mean molecular weight of the gas ($\sim 2.4 \text{ g mol}^{-1}$).

Below we briefly outline the main aspects of the transport model used in our computations. We refer the reader to the work of Ronnet et al. (2017) for a full description. We consider the diffusion of dust grains onto the background disk gas using a Lagrangian approach where individual grains are tracked. Because our study only addresses the influence of irradiation during the vertical transport of grains, we opted not to follow their radial evolution. Small dust grains are strongly coupled and have a radial velocity similar to that of the background gas (and follow the accretion flow onto the star), whereas larger, partially decoupled grains, rapidly drift inward due to gas drag (e.g., Weidenschilling 1977). Considering the vertical hydrostatic equilibrium of the gas disk, we assume the gas has no net vertical velocity (see Takeuchi & Lin 2002 for a discussion of this assumption).

The vertical motion of the grains is therefore ruled by the turbulent diffusion that lifts them toward the upper layers of the

disk and the settling toward the midplane due to gas drag and the gravity of the central star. The latter is given by the equation of motion of the dust grains in the vertical direction, which is solved following the approach developed in Ronnet et al. (2017):

$$\frac{dv_{d,z}}{dt} = -\frac{GMz}{r^3} - \frac{v_{d,z}}{t_s}, \quad (5)$$

where $v_{d,z}$ is the dust vertical velocity, $M = 1 M_\odot$ is the mass of the central star, z is the vertical position of the dust grain, and t_s is the stopping time. The stopping time is a measure of the timescale on which the gas transfers its angular momentum to dust and can be expressed as (Perets & Murray-Clay 2011)

$$t_s = \left(\frac{\rho_g v_{th}}{\rho_s R_s} \min \left[1, \frac{3}{8} \frac{v_{rel}}{v_{th}} C_D(Re) \right] \right)^{-1}, \quad (6)$$

where $v_{th} = \sqrt{8/\pi} c_g$ is the gas thermal velocity, R_s is the radius of the solid particle, ρ_s is its density, assumed to be 1 g cm^{-3} regardless of the size, and v_{rel} is the relative velocity between the gas and the dust grain. The dimensionless drag coefficient C_D is a function of the Reynolds number Re of the flow around the particle and derives from an empirical law fitted on recent experimental data (Perets & Murray-Clay 2011):

$$C_D = \frac{24}{Re} (1 + 0.27 Re)^{0.43} + 0.47 (1 - e^{-0.04 Re^{0.38}}), \quad (7)$$

where Re is the Reynolds number. It is given by (Supulver & Lin 2000)

$$Re = \frac{4R_s v_{rel}}{c_g l_g}, \quad (8)$$

where l_g is the mean-free path of the gas.

The turbulent diffusion of the grains is modeled using a Monte-Carlo scheme where individual particles are given random impulses to mimic the stochastic transport due to turbulent eddies (see, e.g., Ciesla 2010, 2011). Overall, the new

position z_d of a dust grain after a timestep dt is computed as follows in the vertical direction:

$$z_d(t + dt) = z_d(t) + v_{\text{adv}} dt + R_1 \left[\frac{2}{\sigma^2} D_p dt \right]^{\frac{1}{2}}, \quad (9)$$

where $R_1 \in [-1; 1]$ is a random number, σ^2 is the variance of the random number distribution, D_p is the diffusivity of the solid particle, and v_{adv} is the term accounting for the nonuniform density of the gas in which the particles diffuse as well as the nonuniform diffusivity of the particles, and the forces experienced by the particle (see Equation (11)). The diffusivity of the dust grains D_p is related to the gas diffusivity through the Schmidt number Sc as (Youdin & Lithwick 2007):

$$Sc \equiv \frac{\nu}{D_p} \sim 1 + St^2. \quad (10)$$

where $\nu = \alpha H_g^2 \Omega_K$ is the turbulent viscosity of the gas (assumed to be equivalent to the gas diffusivity) expressed through the nondimensional α parameter measuring the level of turbulence within the disk (Shakura & Sunyaev 1973) and St is the Stokes number, corresponding to the stopping time multiplied by the local Keplerian frequency. Larger values of α yield a more efficient redistribution of the dust grains through turbulent diffusion. Finally, the advection term in the transport equation is given by Ciesla (2010, 2011) as

$$v_{\text{adv}} = \frac{D_p}{\rho_g} \frac{\partial \rho_g}{\partial z} + \frac{\partial D_p}{\partial z} + v_{d,z}. \quad (11)$$

This set of equations allows us to derive the vertical position z_d of individual particles at each timestep and to subsequently estimate the dose of irradiation they received.

3. Irradiation of Grains

The energy received by water molecules per unit time due to cosmic-ray irradiation $W_{\text{irr}}(n)$ as a function of the column density of gas n above the particle is taken from Yeghikyan (2011). These authors computed this term by using the cosmic-ray intensity $I(E)$ ($\text{cm}^{-2} \text{ s}^{-1} \text{ MeV}^{-1}$) from Cooper et al. (2003) and considering a planar geometry. This leads to a differential flux spectrum inside the disk $F(E)$ given by

$$F(E) = \pi I(E) (\text{cm}^{-2} \text{ s}^{-1} \text{ MeV}^{-1}). \quad (12)$$

$W_{\text{irr}}(n)$ is then derived from the molecular cloud material stopping power $S(E)$, i.e., its capability to absorb the cosmic-ray energy, as estimated from the Stopping and Range of Ions in Matter program (Ziegler et al. 2010). Note that the stopping power mostly depends on the mass density and not on the intrinsic composition or structure of the material. The computation is made for the proton component of the cosmic rays and the contribution of the alpha particles is estimated approximately, while the contribution of heavier cosmic-ray particles is neglected. We consider that the approach of Yeghikyan (2011) provides the best prescription of $W_{\text{irr}}(n)$ in the literature because (i) this term weakly depends on the composition, (ii) the planar hypothesis is consistent with the geometry of

the disk, and (iii) the CRF derived from Cooper et al. (2003) is the best proxy available for the one received by the PSN.

At each timestep, the column density of gas above a given particle p is calculated as

$$n = \frac{N_A}{\mu_g} \int_{|z_p|}^{+\infty} \rho_g(z) dz, \quad (13)$$

where N_A is Avogadro's number. The energy deposited onto water molecules during the timestep dt is then given by

$$E_{\text{dep}} = W_{\text{irr}}(n) dt. \quad (14)$$

O_2 is produced by radiolysis of water ice through the chemical reaction $2\text{H}_2\text{O} \rightarrow 2\text{H}_2 + \text{O}_2$, with an amount of energy E_w needed to alter one H_2O molecule being $E_w = 235 \text{ eV}$ (Johnson 1991). The fraction of O_2 produced by the alteration of two water molecules, assuming a full efficiency, is then

$$\frac{[\text{O}_2]}{[\text{H}_2\text{O}]} = \frac{E_{\text{dep}}(t)}{2E_w}. \quad (15)$$

Note that the value of $E_w = 235 \text{ eV}$ is a lower limit, and that the “full efficiency” assumption may be too generous. In fact, Teolis et al. (2017) find for highly penetrating radiation (such as cosmic rays penetrating through grains) that average G-values for O_2 have an approximate inverse dependence on particle penetration range (see their Figure 2).

4. Results

Turbulence plays an important role in the motion of gas-coupled small particles. Here, micron-sized grains that initially settled in the midplane are entrained by turbulent eddies and diffuse both radially and vertically with an effective viscosity roughly equal to that of the gas (Ciesla & Sandford 2012). Consequently, solid particles follow a Gaussian distribution in the vertical direction. The scale height of dust (corresponding to the standard deviation of the distribution) is a fraction of the gas scale height, this fraction being larger and possibly equal to the gas scale height H_g in the cases of small grains and higher degrees of turbulence.

Figure 2 represents the vertical distribution of 10^{-6} , 10^{-4} , and 10^{-2} m particles computed at a fixed distance of 30 au from the Sun with our disk model with vertical transport, assuming a coefficient of turbulent viscosity $\alpha = 10^{-3}$. The vertical transport of 2000 particles is simulated in each case. The figure shows that vertical spreading is more important in the cases of 10^{-6} and 10^{-4} m particles and can reach up to 2–3 gas scale heights. In contrast, because of their larger size, 10^{-2} m particles are much less affected by turbulence and do not spread more than ~ 0.1 scale heights above the midplane. Figure 3 displays the vertical evolution of a 10^{-6} m particle integrated over 1 Myr at 30 au in the PSN. It also shows that this particle spends a non-negligible amount of time in the regions above the disk midplane, where irradiation is more significant. 10^{-4} m particles display similar behaviors to a slightly lower extent while 10^{-2} m particles remain mostly close to the disk midplane.

Figure 4 shows the time evolution of the $\text{O}_2/\text{H}_2\text{O}$ ratio in 10^{-6} , 10^{-4} , and 10^{-2} m grains irradiated along their vertical

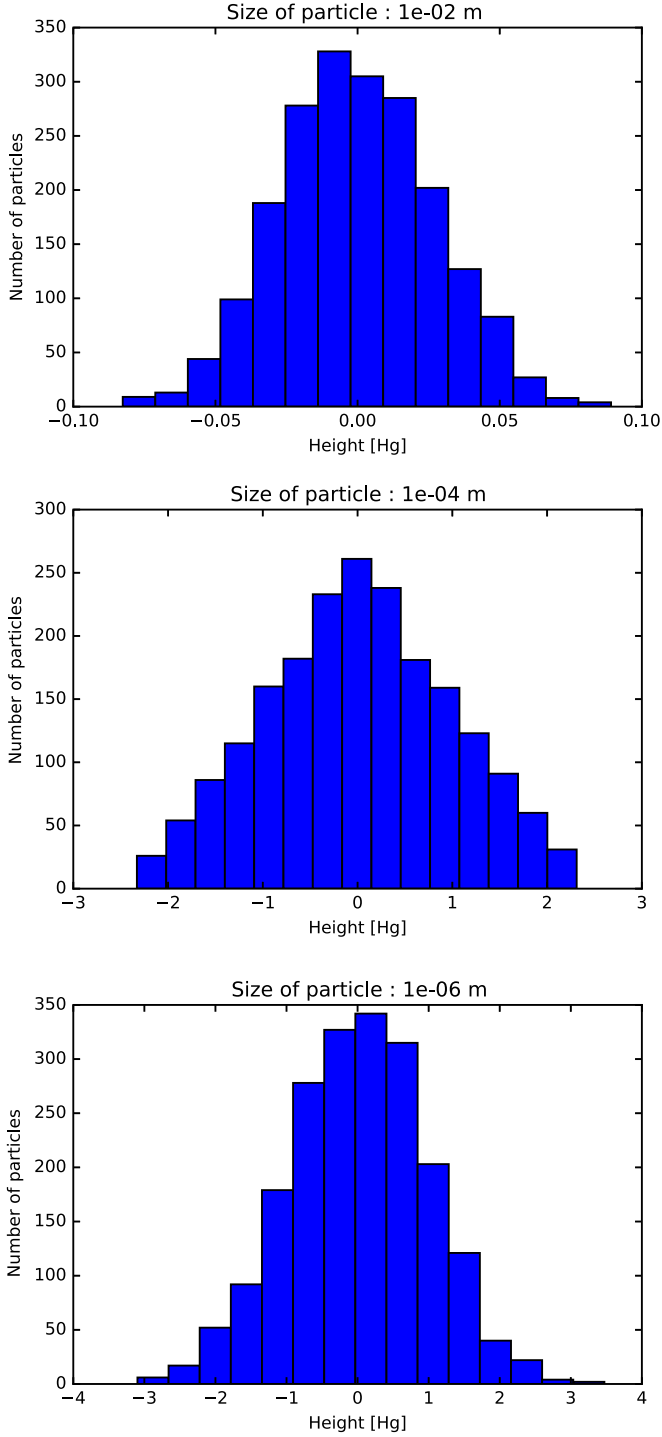


Figure 2. Vertical distribution of 10^{-6} , 10^{-4} , and 10^{-2} m particles at 30 au in the PSN. The height above the disk is expressed in function of the disk's gas scale height (H_g).

trajectories and for a turbulent viscosity α equal to 10^{-3} and 10^{-2} , namely two typical values for the disk's viscosity parameter (Drouart et al. 1999). The resulting $\text{O}_2/\text{H}_2\text{O}$ ratio in 10^{-6} m particles (the most favorable case) is at best $\sim 10^{-5}$, namely three orders of magnitude lower than the one observed in 67P/C-G by the *Rosetta* spacecraft, after 1 Myr of vertical transport in the PSN, irrespective of the adopted α value. After

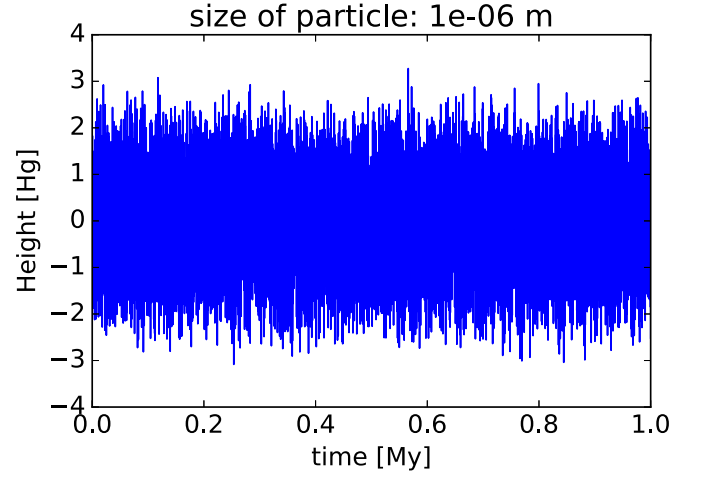


Figure 3. Vertical evolution of a 10^{-6} m particle as a function of time at 30 au in the PSN.

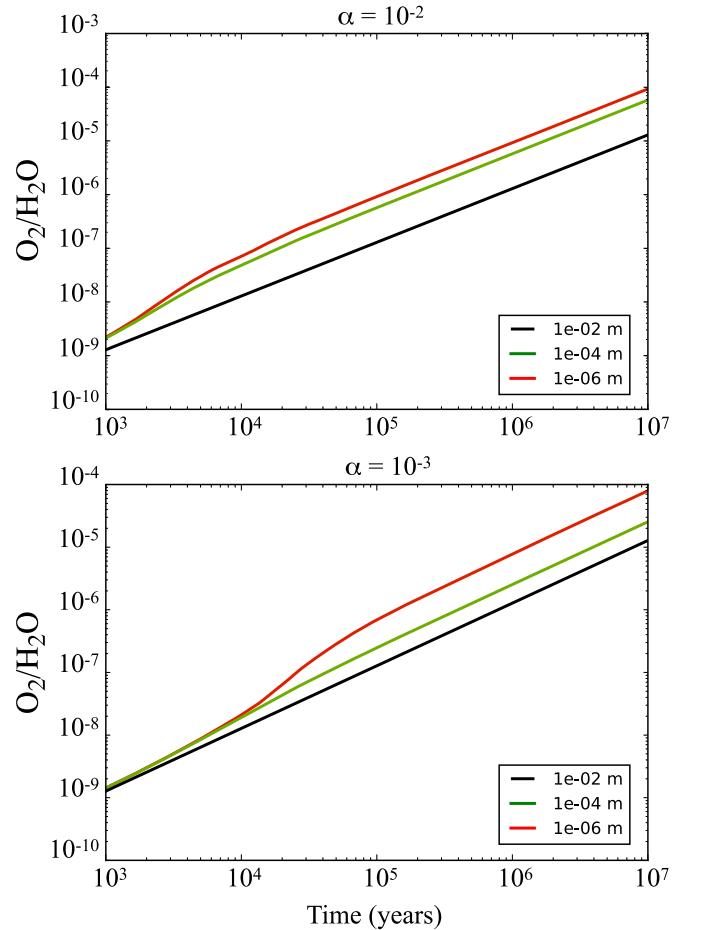


Figure 4. Abundance of O_2 relative to H_2O in 10^{-6} , 10^{-4} , and 10^{-2} m particles as a function of time in the PSN and for α values equal to 10^{-2} (top panel) and 10^{-3} (bottom panel).

the same timespan, the $\text{O}_2/\text{H}_2\text{O}$ ratio reaches no more than $\sim 10^{-6}$ in 10^{-2} m particles, while the one obtained in 10^{-4} m grains is in the $\sim 2\text{--}6 \times 10^{-6}$ range, depending on the chosen

value of α . After 10 Myr of vertical transport, the $\text{O}_2/\text{H}_2\text{O}$ ratio only increases by one order of magnitude in each considered case, leading to a $\text{O}_2/\text{H}_2\text{O}$ ratio of $\sim 10^{-4}$ in the most favorable situation (10^{-6} m particles), which is still two orders of magnitude lower than the value observed in 67P/C-G.

5. Discussion

Our computations suggest that, even if a significant fraction of the icy particles has followed a back and forth cycle toward the upper layers of the disk over tens of millions of years in a static PSN, the amount of O_2 created via radiolysis is at least \sim two orders of magnitude lower than the *Rosetta* observations. This timespan exceeds by far the formation timescale of 67P/C-G, which has been estimated to range between 2.2 and 7.7 Myr after the formation of Ca-Al-rich inclusions in the PSN (Mousis et al. 2017a). The $\text{O}_2/\text{H}_2\text{O}$ ratios derived from our simulations at 1 Myr can already be considered as optimistic since the particles most likely grew and decoupled from gas after a few dozens of thousands of years of the disk evolution (Weidenschilling & Cuzzi 1993). In this case, once the icy grains have grown up to sizes larger than a few meters in the PSN, the bulk of the ice should remain unaltered by irradiation. Also, an increase of the CRF up to a factor of ~ 100 due to a close supernova explosion would not substantially change the $\text{O}_2/\text{H}_2\text{O}$ ratio in icy grains because the timespan of such an event (a few kyr) is too short (Mousis et al. 2016).

Several alternative mechanisms have recently been investigated in the literature to account for the O_2 detection in 67P/C-G. Among them, Taquet et al. (2016) have proposed that O_2 could be produced in dark clouds via a combination of gas-phase and solid-state chemical reactions leading to its formation and destruction, in agreement with the ROSINA observations and the conclusions of Mousis et al. (2016). Another mechanism, proposed by Dulieu et al. (2017), consists of the production of O_2 through dismutation of H_2O_2 during water ice desorption from the nucleus. However, this mechanism requires the incorporation of large amounts of primordial H_2O_2 into the nucleus and its complete conversion into O_2 to be consistent with the low levels of H_2O_2 observed in the coma. Another scenario investigated by Yao & Giapis (2017) is the possible present-day production of O_2 via an Eley-Rideal reaction mechanism in the coma. This reaction between energetic water ions and adsorbed O-atoms, produces highly excited oxywater (H_2O_2), which undergoes delayed fragmentation to form HO_2 as the precursor for O_2 . However, at a close distance to the Sun, the solar wind strengthens and increases the ionization and water ion flux to the surface of the nucleus, and consequently produces more O_2 if the Eley-Rideal reaction mechanism is effective. According to this mechanism, the $\text{O}_2/\text{H}_2\text{O}$ ratio should increase at perihelion, a trend that has not been seen by the ROSINA instrument.

Our results thus favor the mechanism of radiolysis of icy grains in low-density environments such as the presolar cloud, shown by Mousis et al. (2016) to be capable of producing the O_2 abundance observed in 67P/C-G. They suggested that O_2 may be trapped in the grains in radiation defects/cavities, and subsequently delivered to the PSN either in the solid or gas phase, depending on the disk's thermodynamic structure. The constant $\text{O}_2/\text{H}_2\text{O}$ ratio observed in 67P/C-G requires that both O_2 and H_2O were

released from the same solid phase and supports the hypothesis suggesting that comets formed from water ice coming from ISM without suffering from vaporization when entering the PSN.⁷ Relaxing this constraint would leave alternative delivery scenarios of O_2 to comets, among which the desorption of this molecule during the amorphous-to-crystalline ice phase transition was encompassed by presolar grains that entered into the disk. The O_2 released via this manner could have been subsequently trapped in clathrates during the cooling of the PSN before being incorporated in the building blocks of comets. Finally, we note that, in addition to O_2 formation in low-density environments at epochs prior to the genesis of the protosolar nebula, an endogenic radiolytic source due to radionuclides present in the dusty component of the comet nucleus may have contributed at the percent level to the total O_2 budget in comets (Bouquet et al. 2017).

We thank the anonymous referee for helpful comments. O.M. acknowledges support from CNES. O.M. and T.R. acknowledge support from the A*MIDEX project (n° ANR-11-IDEX-0001-02) funded by the “Investissements d’Avenir” French Government program, managed by the French National Research Agency (ANR). J.I.L. was supported by the JWST project through a grant from NASA/GSFC.

ORCID iDs

R. Maggiolo  <https://orcid.org/0000-0002-5658-1313>

P. Wurz  <https://orcid.org/0000-0002-2603-1169>

A. Bouquet  <https://orcid.org/0000-0001-8262-9678>

References

- Bieler, A., Altwegg, K., Balsiger, H., et al. 2015, *Natur*, **526**, 678
- Bouquet, A., Mousis, O., Teolis, B., et al. 2017, *ApJL*, submitted
- Chiang, E. I., & Goldreich, P. 1997, *ApJ*, **490**, 368
- Ciesla, F. J. 2010, *ApJ*, **723**, 514
- Ciesla, F. J. 2011, *ApJ*, **740**, 9
- Ciesla, F. J., & Sandford, S. A. 2012, *Sci*, **336**, 452
- Cooper, J. F., Christian, E. R., Richardson, J. D., & Wang, C. 2003, *EM&P*, **92**, 261
- Drouart, A., Druille, B., Gautier, D., & Robert, F. 1999, *Icar*, **140**, 129
- Dulieu, F., Minissale, M., & Bockelée-Morvan, D. 2017, *A&A*, **597**, A56
- Hartmann, L., Calvet, N., Gullbring, E., & D’Alessio, P. 1998, *ApJ*, **495**, 385
- Johnson, R. E. 1991, *JGR*, **96**, 17
- Mousis, O., Drouard, A., Vernazza, P., et al. 2017a, *ApJL*, **839**, L4
- Mousis, O., Özgürel, O., Lunine, J. I., et al. 2017b, *ApJ*, **835**, 134
- Mousis, O., Ronnet, T., Brugger, B., et al. 2016, *ApJL*, **823**, L41
- Perets, H. B., & Murray-Clay, R. A. 2011, *ApJ*, **733**, 56
- Ronnet, T., Mousis, O., & Vernazza, P. 2017, *ApJ*, **845**, 92
- Rubin, M., Altwegg, K., van Dishoeck, E. F., & Schwehm, G. 2015, *ApJL*, **815**, L11
- Shakura, N. I., & Sunyaev, R. A. 1973, *A&A*, **24**, 337
- Supulver, K. D., & Lin, D. N. C. 2000, *Icar*, **146**, 525
- Takeuchi, T., & Lin, D. N. C. 2002, *ApJ*, **581**, 1344
- Taquet, V., Furuya, K., Walsh, C., & van Dishoeck, E. F. 2016, *MNRAS*, **462**, S99
- Teolis, B. D., Plainaki, C., Cassidy, T. A., & Raut, U. 2017, *JGRE*, **122**, 1996
- Weidenschilling, S. J. 1977, *MNRAS*, **180**, 57
- Weidenschilling, S. J., & Cuzzi, J. N. 1993, in *Protostars and Planets III*, ed. E. H. Levy & J. I. Lunine (Tucson, AZ: Univ. Arizona Press), 1031
- Yao, Y., & Giapis, K. P. 2017, *NatCo*, **8**, 15298
- Yeghikyan, A. G. 2011, *Ap*, **54**, 87
- Youdin, A. N., & Lithwick, Y. 2007, *Icar*, **192**, 588
- Ziegler, J. F., Ziegler, M. D., & Biersack, J. P. 2010, *NIMPB*, **268**, 1818

⁷ This scenario does not preclude a possible amorphous-to-crystalline ice phase transition due to a moderate PSN temperature along the migration path of the grains (Mousis et al. 2016).